



Rencontres de Moriond EW 2013

2-9 March 2013

# Precision measurements of $\mu\mu\gamma$ and $\pi\pi\gamma$ cross sections with KLOE

C. Bloise (INFN-LNF) on behalf of the KLOE-2 Collaboration

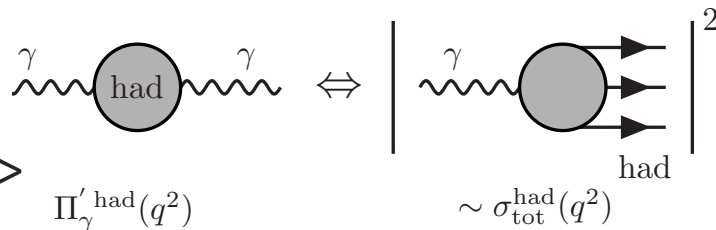


- Measurement of the  $\mu\mu\gamma$  spectrum with KLOE
- Hadronic cross section from  $\pi\pi\gamma/\mu\mu\gamma$  ratio
- HVP contribution to  $g_\mu-2$ :  $\Delta^{\pi\pi} a_\mu$  in the region of  $[0.1 < s < 0.95] \text{ GeV}^2$
- Search for U-boson within ISR events:  $\mu\mu\gamma$  final state

# Hadron vacuum polarization

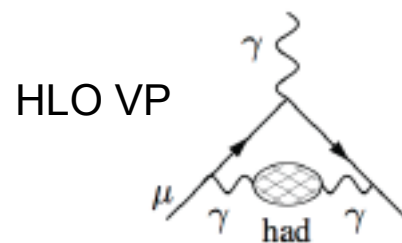
- Hadron vacuum polarization, HVP, is relevant for precision tests of the SM
- Prediction of the HVP contribution is obtained from the hadronic cross section weighted by kernel functions, integrated over  $s$  (dispersion integrals, DI)

$$\Delta v^{had} = \int_{s_{min}}^{s_{max}} \sigma_{had}^0(s) \cdot K(s) ds$$



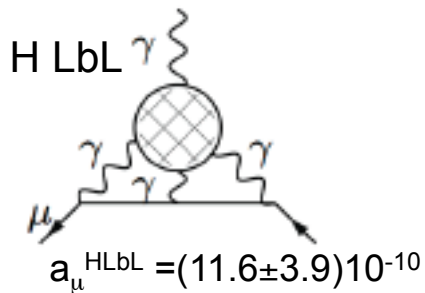
- Precision  $\sigma_{had}^0$  predictions from pQCD requires  $q^2 > 2 \text{ GeV}^2$ . At lower energy,  $\sigma_{had}^{0,data}$  is used

- For muon anomaly,  $a_\mu = (g_\mu - 2)/2 = 1.16591790(65) \times 10^{-3}$  theoretical precision, of  $6.5 \cdot 10^{-10}$  is from HVP (5.6) and hadronic light-by-light scattering (3.9)



$$a_\mu^{\text{HLO}} = (692.4 \pm 5.6) \cdot 10^{-10}$$

[Jegerlehner, Phys.Rept. 477 (2009) 1]

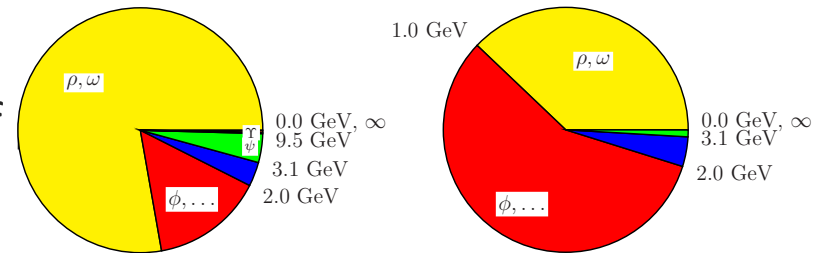


$$a_\mu^{\text{HLbL}} = (11.6 \pm 3.9) \cdot 10^{-10}$$



# Hadronic cross section

Contributions from the threshold region of hadron production is enhanced by kernel dependence on  $1/s^2$  and by the presence of resonance



70% of the  $\Delta^{\text{had,lo}} a_\mu$  value comes from  $s < 1 \text{ GeV}^2$

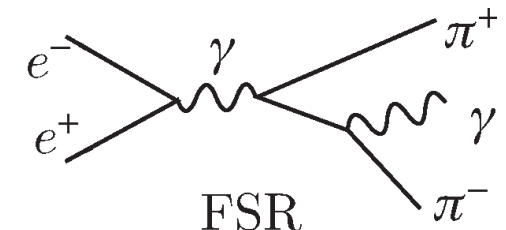
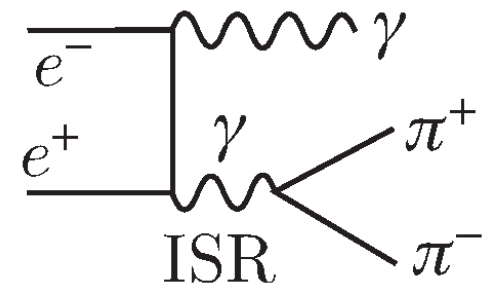
Most recent hadronic cross section measurements at  $s < 1 \text{ GeV}^2$  have been obtained from

- energy scan by Novosibirsk experiments, CMD-2 and SND
- radiative return by experiments at the  $\phi$  and B-factories

From radiative return it is possible to select hadronic final states of any invariant mass  $s_{\text{had}} < s_R$

Angular cuts are effective to obtain ISR-enriched samples. Corrections for residual FSR effects are obtained from precision MonteCarlo generators

Both, photon-tagged and untagged samples have been used. Photon-tagged samples have been used to reach the dipion threshold running at the  $\phi$ -factory



# ISR processes

- The hadronic cross section  $\sigma^{0,\text{data}}_{\text{had}}$  in the DI is obtained from ISR processes and the radiator function  $H$

$$\left. \frac{d\sigma(e^+e^- \rightarrow \pi\pi\gamma)}{dM_{\pi\pi}^2} \right|_{\text{ISR}} = \frac{\sigma_{\pi\pi(\gamma)}^0(M_{\pi\pi}^2)}{s} H(M_{\pi\pi}^2; s)$$

Two KLOE measurements, PLB670,285 and PLB700,102

- Alternatively, from the ratio of the ISR processes,  $\pi\pi\gamma$  and  $\mu\mu\gamma$ ,

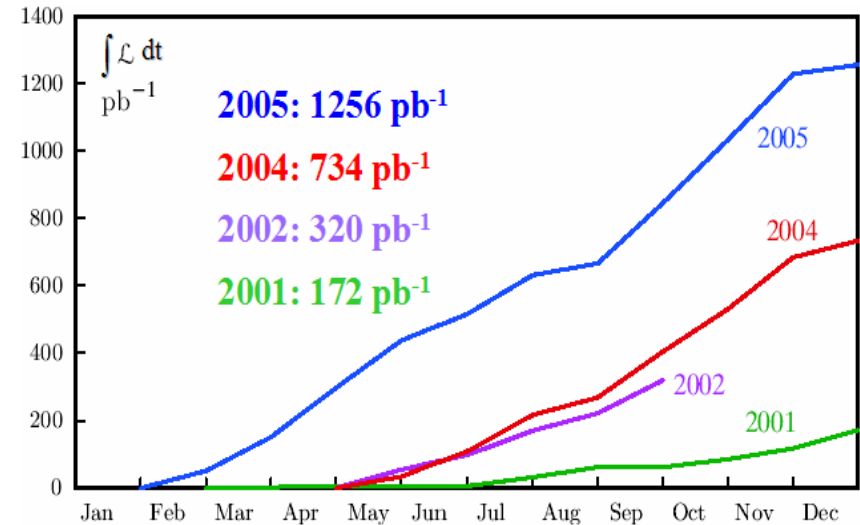
$$\sigma_{\pi\pi(\gamma)}^0(M^2) = \frac{\left. \frac{d\sigma(e^+e^- \rightarrow \pi\pi\gamma)}{dM^2} \right|_{\text{ISR}}}{\left. \frac{d\sigma(e^+e^- \rightarrow \mu\mu\gamma)}{dM^2} \right|_{\text{ISR}}} \sigma_{\mu\mu}^0(M^2)$$

[arXiv:1212.4524](https://arxiv.org/abs/1212.4524)  
Accept. by PLB

The contribution to the muon anomaly from HVP ( $s < 1 \text{ GeV}^2$ ) is  $\Delta a_{\mu}^{\pi\pi} = \int_{s_{\min}}^{s_{\max}} \sigma_{\pi\pi(\gamma)}^0(s) \cdot K(s) ds$

# The KLOE experiment

- The KLOE experiment, at the DaΦne  $\phi$ -factory took data in 2001-2002 and 2004-2006
- 2.5 fb<sup>-1</sup> integrated at 1.02 GeV; 250 pb<sup>-1</sup> at 1 GeV
- Excellent-quality data set for precision measurement on
  - CKM unitarity
  - QM, and CPT invariance;
  - CP in kaons;
  - QCD models based on ChPT;
  - isospin-violating decays for the measurement of the light quark masses ratio;
  - **hadronic cross section for the calculation of HVP**
  - $\gamma\gamma$  physics



➤ New data taking, starting in June, to integrate 5 fb<sup>-1</sup> during 2013-15  
[G. Amelino-Camelia et al., EPJ C68, 619 (2010)]

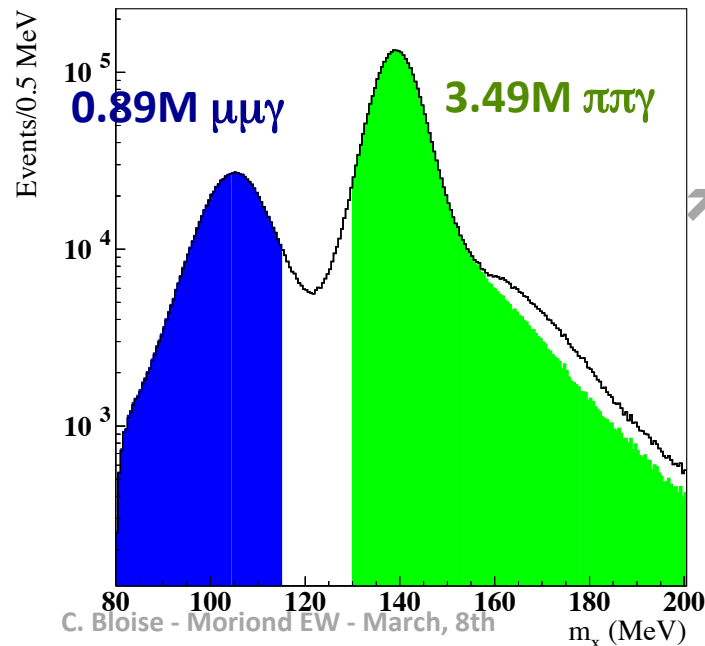
Work in progress for

- DAFNE consolidation after the IP upgrade
- the KLOE upgrade with installation of IT, calorimeters at low angle, taggers for  $\gamma\gamma$  physics

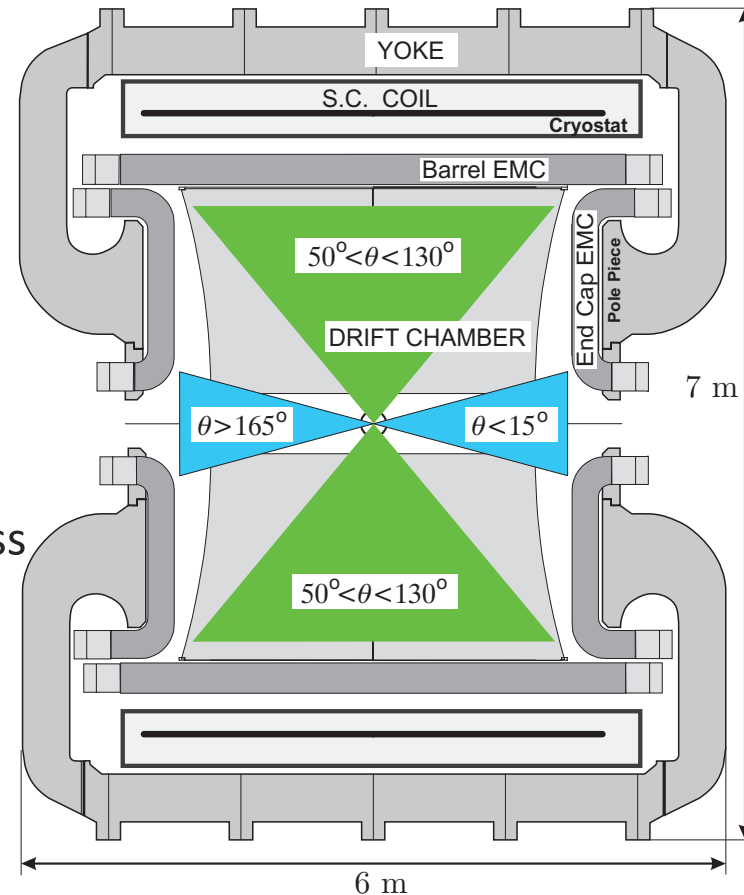
# $\mu\mu\gamma$ selection

- Event selection requires two opposite-charge particles at large angle with undetected photon at small angle,  $\cos(\theta_{\mu\mu}) > \cos(15^\circ)$
- $\mu\mu\gamma$ ,  $\pi\pi\gamma$ ,  $ee\gamma$  final states are separated by
  - kinematical constraints giving  $m_x$ 

$$E - \sqrt{p_+^2 + m_x^2} - \sqrt{p_-^2 + m_x^2} = |\vec{P} - (\vec{p}_+ + \vec{p}_-)|$$
  - by additional PID based on time-of-flight and energy deposit in the calorimeter



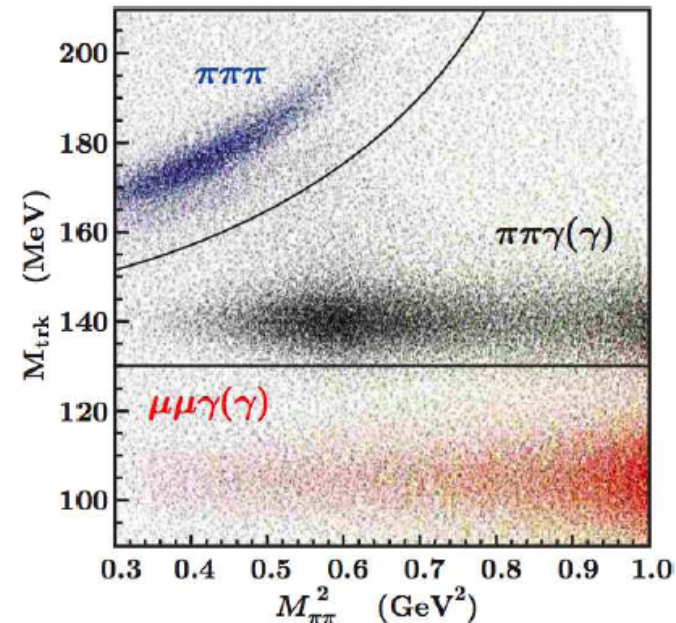
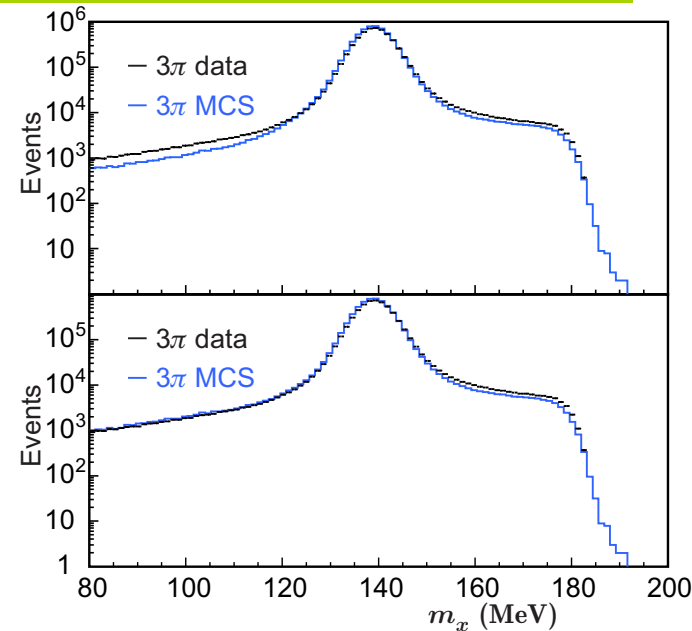
➤ Absolute  $\pi\pi\gamma$  cross section already measured



# Data analysis

[http://www.lnf.infn.it/kloe2/tools/getfile.php?doc\\_fname=K2PD-6.pdf&doc\\_ftype=docs](http://www.lnf.infn.it/kloe2/tools/getfile.php?doc_fname=K2PD-6.pdf&doc_ftype=docs)

- Correction for Data/MC discrepancy on momentum reconstruction applied as a function of momentum and polar angle
- Pure  $\pi\pi\pi$  data sample used; Tails of the  $m_x$  distribution correctly predicted
- Residual background is evaluated with a fit to the  $\mu\mu\gamma$ ,  $\pi\pi\gamma$ ,  $\pi\pi\pi$  relative contributions to the  $m_x$  spectrum in the  $\mu\mu\gamma$  region and the weights used for background subtraction



- The worst contamination of the  $\mu\mu\gamma$  spectrum is at the  $\rho$  peak, from  $\pi\pi\gamma$
- Tail of the  $m_x$  distribution checked by two different procedures
  - With track-quality requirements, leading to a factor of two lower contamination
  - With a selection procedure based on the Likelihood instead of  $m_x$



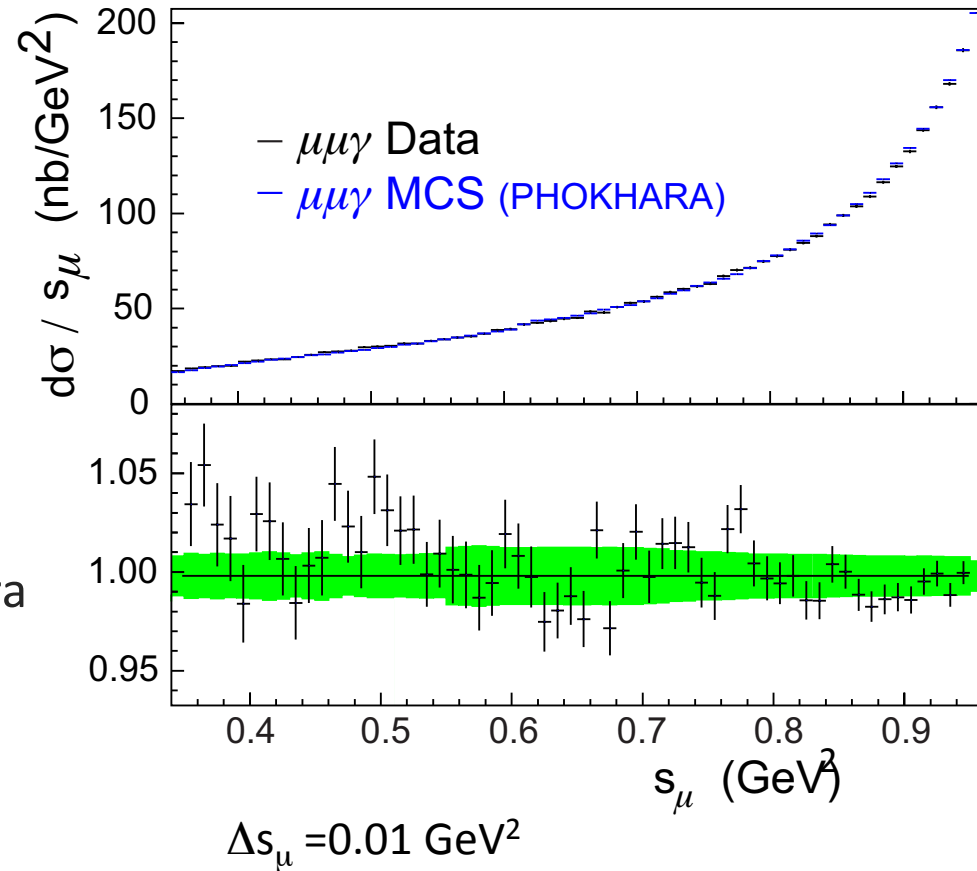
# $\mu\mu\gamma$ spectrum

$$\frac{d\sigma_{\mu\mu\gamma(\gamma)}^{data}}{dM_{\mu\mu}^2} = \frac{\Delta N_{\mu\mu\gamma(\gamma)}^{sel} - \Delta N_{backg}^{fit}}{\Delta M_{\mu\mu}^2} \frac{1}{\varepsilon_{sel} \int L dt}$$

$$\frac{d\sigma_{\mu\mu\gamma(\gamma)}^{data}}{d\sigma_{\mu\mu\gamma(\gamma)}^{MC,NLO}} = 0.998 \pm 0.001_{stat} \pm 0.011_{syst}$$

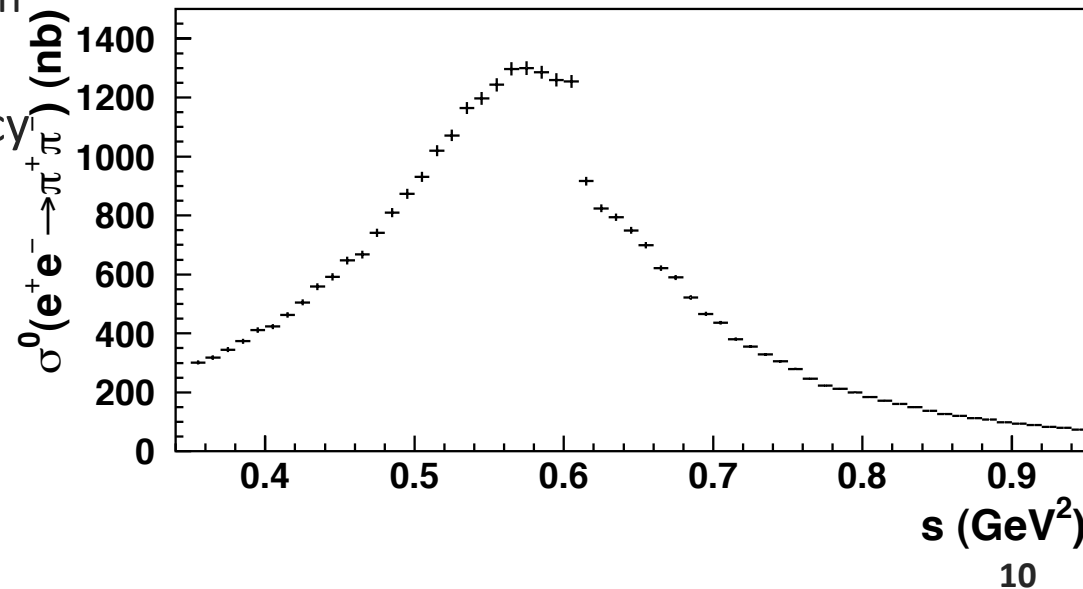
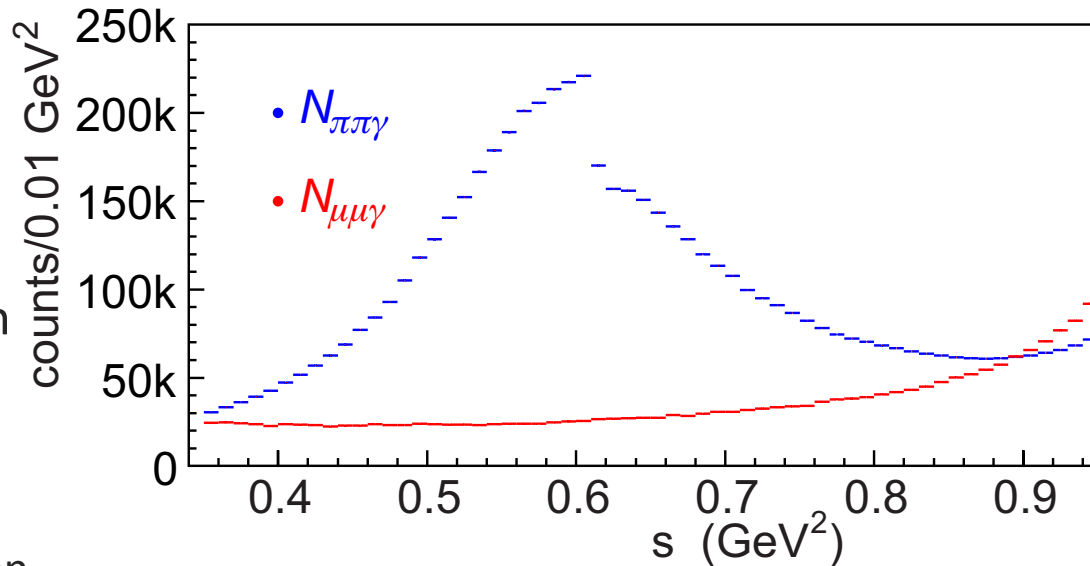
➤  $\mu\mu\gamma$  spectrum is in agreement with predictions of NLO generator Phokhara [S. Actis et al., Eur.Phys.J. C66 (2010) 585]

➤ 1% level of accuracy reached



# $\pi\pi\gamma/\mu\mu\gamma$ spectrum

- $\pi\pi\gamma$  spectrum from previous analysis
- $\sigma^0(e^+e^- \rightarrow \pi\pi)$  from the bin-by-bin ratio is independent from
  - radiator function  $H$
  - vacuum polarization subtraction
- Systematics from global efficiency reduced
- No Luminosity measurement needed



# $\Delta^{\pi\pi} a_\mu$ from KLOE

- The results are consistent, all of comparable statistical errors, with systematics from different sources
- The error of the new measurement has negligible contribution from theoretical uncertainty and acceptance
- KLOE result from both, SA and LA measurements, covers  $\sim 70\%$  of the total the  $\Delta^{\text{had,LO}} a_\mu$  with 1% precision,

Contribution to systematics %	$\Delta^{\pi\pi} a_\mu$ ratio, SA- $\gamma$	$\Delta^{\pi\pi} a_\mu$ abs, SA- $\gamma$	$\Delta^{\pi\pi} a_\mu$ abs, LA- $\gamma$
Background subtraction	0.6	0.3	0.5
$f_0 + \rho\pi$	negligible	negligible	0.4
$\Omega$ cut	-	-	0.2
Particle mass/PID	0.2	0.2	0.5
Tracking	0.1	0.3	0.3
Trigger	0.1	0.1	0.2
Acceptance	negligible	0.2	0.5
L3 Trigger	0.1	0.1	0.1
Luminosity	-	0.3	0.3
<b>Total experimental</b>	<b>0.7</b>	<b>0.6</b>	<b>1.0</b>
FSR treatment	0.2	0.3	0.8
Radiator H	-	0.5	0.5
Vacuum polarization	-	0.1	0.1
<b>Total theoretical</b>	<b>0.2</b>	<b>0.6</b>	<b>0.9</b>
<b>Total systematics</b>	<b>0.7</b>	<b>0.9</b>	<b>1.1</b>

$$\Delta a_\mu^{\pi\pi} \left[ (0.1 < s < 0.95) \text{ GeV}^2 \right] = (488.6 \pm 6.0) 10^{-10}$$

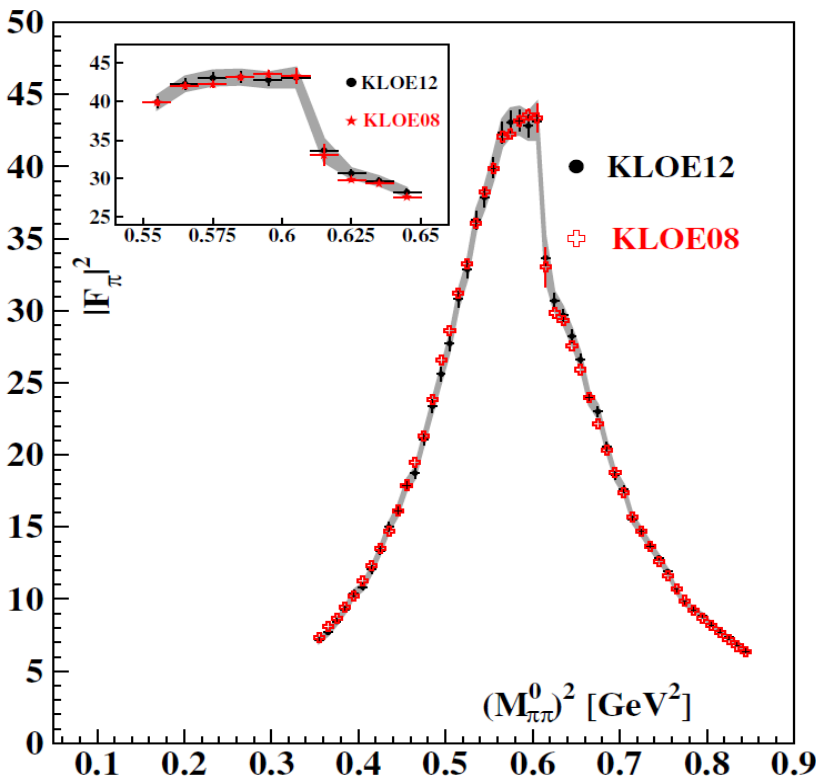
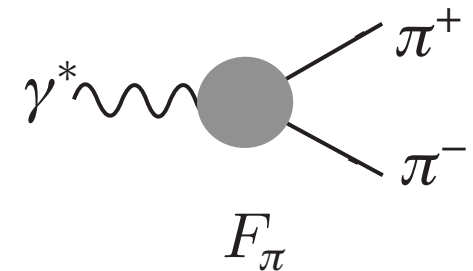
$$\Delta a_\mu^{\pi\pi} = \int_{s_{\min}}^{s_{\max}} \sigma_{\pi\pi(\gamma)}^0(s) \cdot K(s) ds$$

	Data	$\Delta^{\pi\pi} a_\mu \cdot 10^{10}$ $0.35 < s < 0.85 \text{ GeV}^2$
1212.4524	$\sigma_{\pi\pi(\gamma)} / \sigma_{\mu\mu(\gamma)}$ , SA- $\gamma_{\text{ISR}}$	$377.4 \pm 1.1_{\text{stat}} \pm 2.7_{\text{sys+th}}$
PLB 670,285	Abs. $\sigma_{\pi\pi(\gamma)}$ , SA- $\gamma_{\text{ISR}}$	$379.6 \pm 0.4_{\text{stat}} \pm 3.3_{\text{sys+th}}$
PLB 700,102	Abs. $\sigma_{\pi\pi(\gamma)}$ , LA- $\gamma_{\text{ISR}}$	$376.6 \pm 0.9_{\text{stat}} \pm 3.3_{\text{sys+th}}$

# Pion form factor

- Pion form factor measures the dependence on  $s$  of the photon coupling to the dipion system, with  $F_\pi(0)=1$

$$|F_\pi(s)|^2 = \frac{3}{\pi} \frac{s}{\alpha^2 \beta_\pi^3} \sigma_{\pi\pi(\gamma)}^0(s)(1 + \delta_{VP})(1 - \eta_\pi)$$

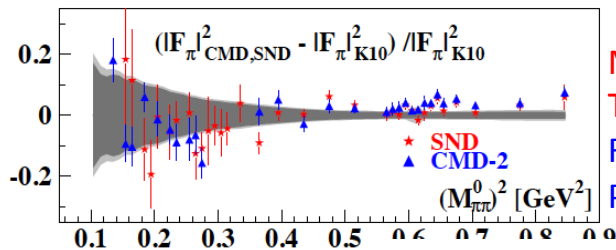


- Pion form factor in agreement with previous measurements, from the absolute hadronic cross section, using both,  $\gamma$ -untagged (SA- $\gamma$ ), and  $\gamma$ -tagged (LA- $\gamma$ ) analyses

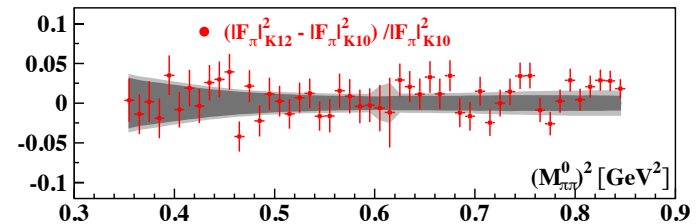
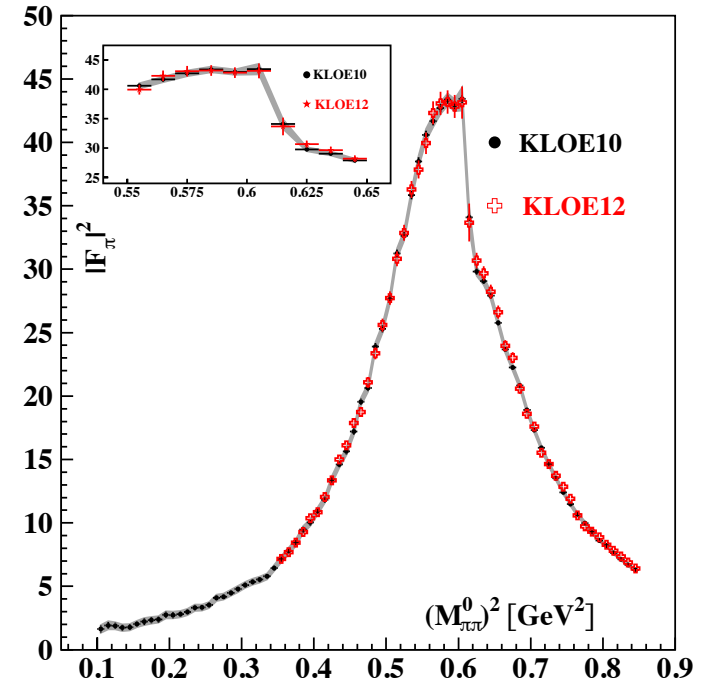
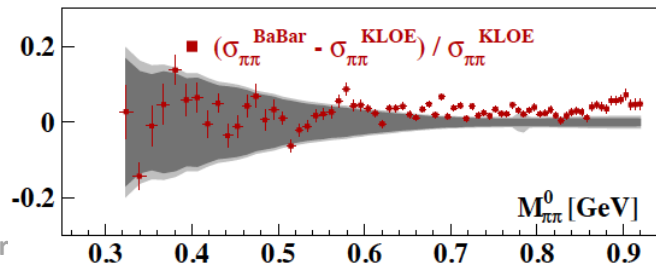
# Data comparison

➤ In the overlap region with the tagged-photon analysis,  $0.35 < s < 0.85$ , pion form factor results are in full agreement

➤ The agreement is good also with the other  $e^+e^-$  experiments, except for the region above the  $\rho$  peak, showing a deficit  $< 3\%$ , negligible when weighted in the dispersion integral [M. Benayoun et al., arXiv:1210.7184 [hep-ph]]



M.N. Achasov et al., J. Exp. Theor. Phys. 103, 480 (2006)  
R.R. Akhmetshin et al., Phys.Lett. B648, 28 (2007)

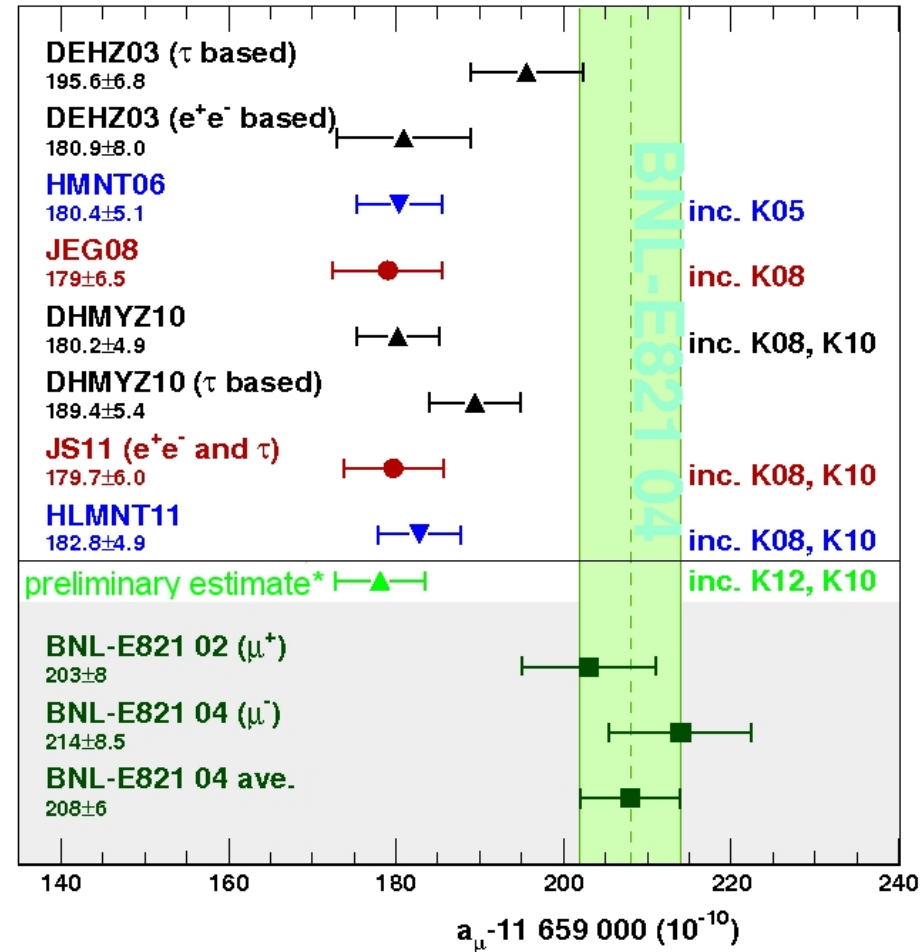


B. Aubert et al, Phys.Rev.Lett. 103, 231801(2009)



# Summary on muon anomaly

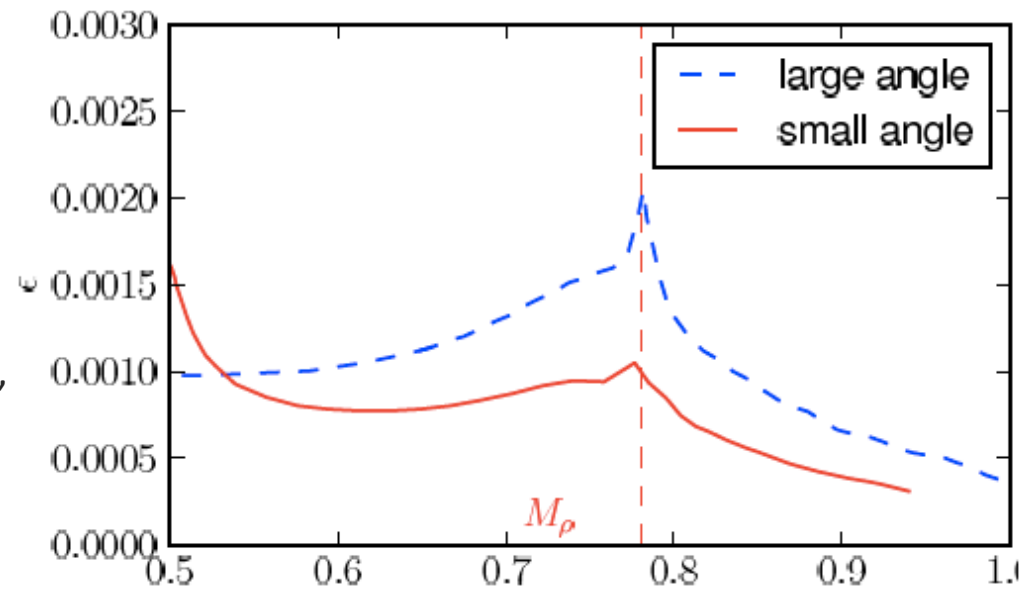
- Discrepancy with experiment at  $3.5\sigma$  level confirmed
- Tension between  $e^+e^-$  and  $\tau$  data reduced by  $1\sigma$  [F. Jegerlehner et al., Eur.Phys.J. C71 (2011) 1632]



\* Our extrapolation based on DHMYZ10

# Dark-photon searches

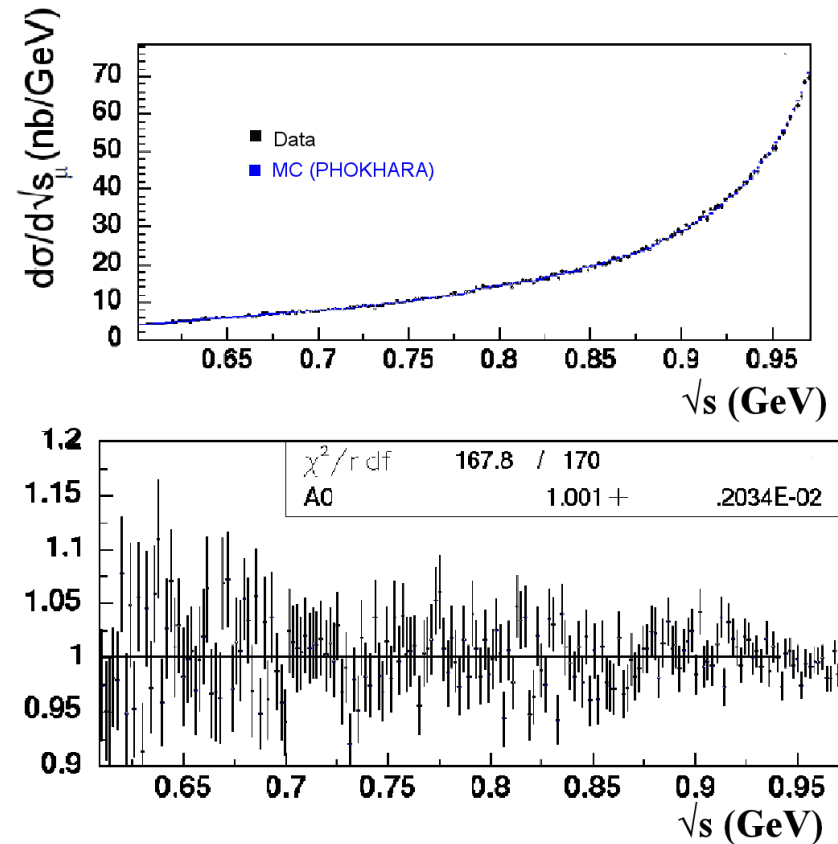
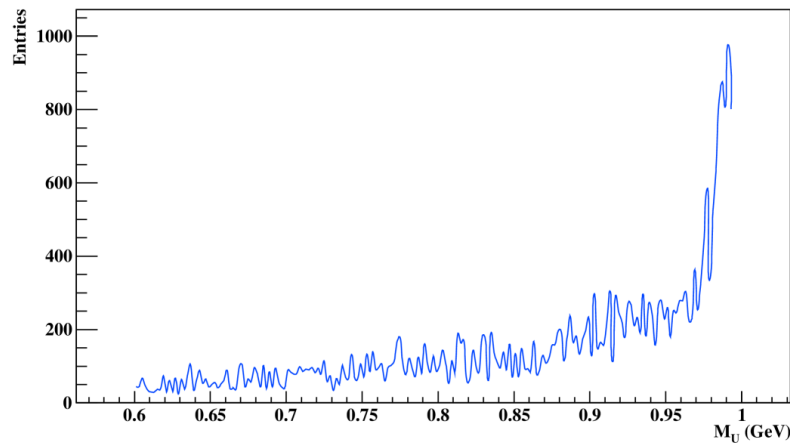
- The spectrum of the  $\mu\mu\gamma$  sample has been used to search for low-mass U-boson decaying to  $\mu\mu$  pairs
- WIMP Dark matter belonging to a secluded sector could imply the existence of a gauge boson with kinetic coupling to the SM photon,  $\varepsilon^2 = \alpha_D/\alpha \leq 10^{-4}$  [N. Arkani-Hamed et al., PR D79, 015014 (2009)]
- At the fixed-target facilities, JLAB and MAMI-C, the U-boson search is based on electron-N scattering and  $U \rightarrow ee$  decay
- At the  $\phi$ -factory we can study:
  - $\phi \rightarrow \eta$   $U \rightarrow \eta ll, \rightarrow \eta \pi\pi, \rightarrow \pi ll$
  - $ee \rightarrow U \gamma \rightarrow ll\gamma$



- KLOE-2 discovery potential in the  $\mu\mu\gamma$  sample, with  $5 \text{ fb}^{-1}$  [L.Berze' et al. EPJ C71(2011)1680]

# Upper limits from $\mu\mu\gamma$ spectrum

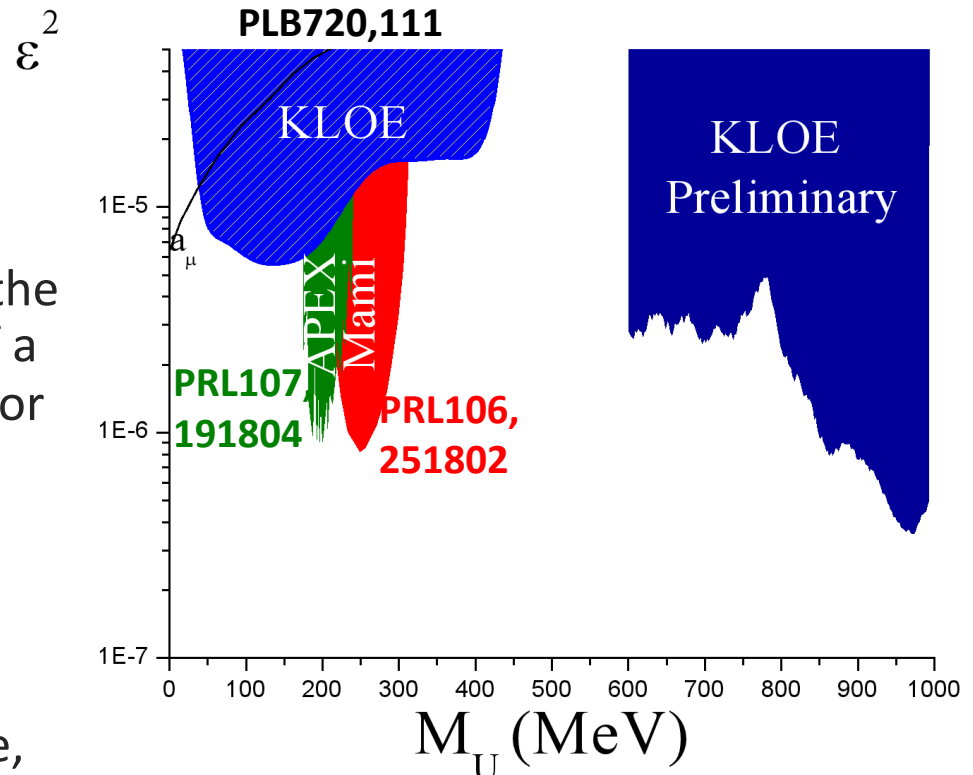
➤ Exploiting the precision reached on the  $\mu\mu\gamma$  spectrum in the region  $0.6 < \sqrt{s} < 1$  GeV a sensitivity on  $\varepsilon^2 \approx 10^{-6}$  has been reached with a preliminary analysis



➤ UL on the events per bin vs  $M_U$  using the  $CL_s$  distribution

# Exclusion plot

- The analysis of  $\phi \rightarrow \eta ee$  is sensitive to the mass region ( $50 < M_U < 400$ ) MeV
- The results are published on PLB 720, 111
- In that region  $60 < M_U < 200$  MeV the results rule out the hypothesis of a Dark-photon as the explanation for the  $3.5\text{-}\sigma$  discrepancy in the magnetic moment of the muon
- Further work is in progress, increasing statistics of the  $\mu\mu\gamma$  sample, processing  $ee\gamma$  final state, looking at  $\mu\mu$ +missing energy



- The  $\mu\mu\gamma$  spectrum has been measured with 1% precision
- From the bin-to-bin ratio of the  $\pi\pi\gamma/\mu\mu\gamma$  spectra, we obtained a new measurement of the hadronic cross section  $\sigma^0_{\pi\pi(\gamma)}$
- The result confirms
  - the KLOE previous measurements and associated systematics, and the calculation of the hadronic vacuum polarization contribution to the magnetic moment of the muon, showing a 3.5- $\sigma$  discrepancy with the experimental result of BNL-E681
- We have searched for U-boson in the  $\mu\mu\gamma$  spectrum. No structures have been observed. The exclusion plot obtained in the region  $(0.6 < M_U < 1.0)$  GeV, rules out  $\varepsilon^2$  in the  $10^{-6}$  range



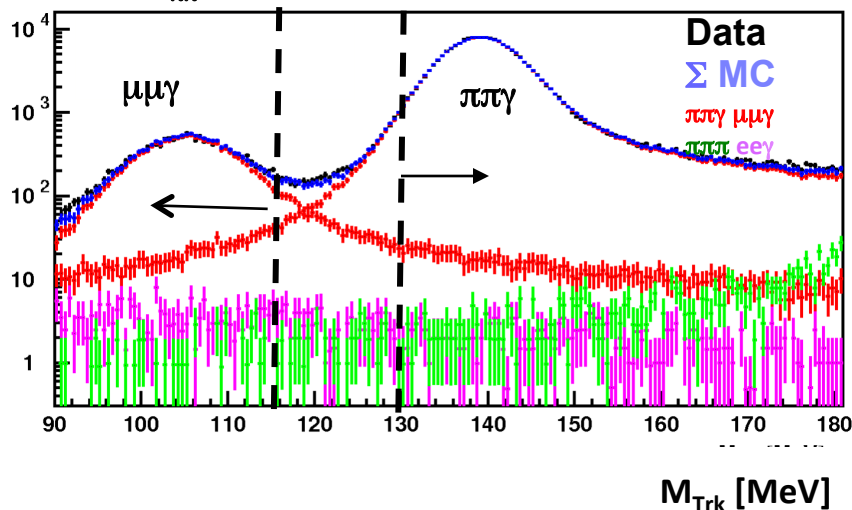


# Background:



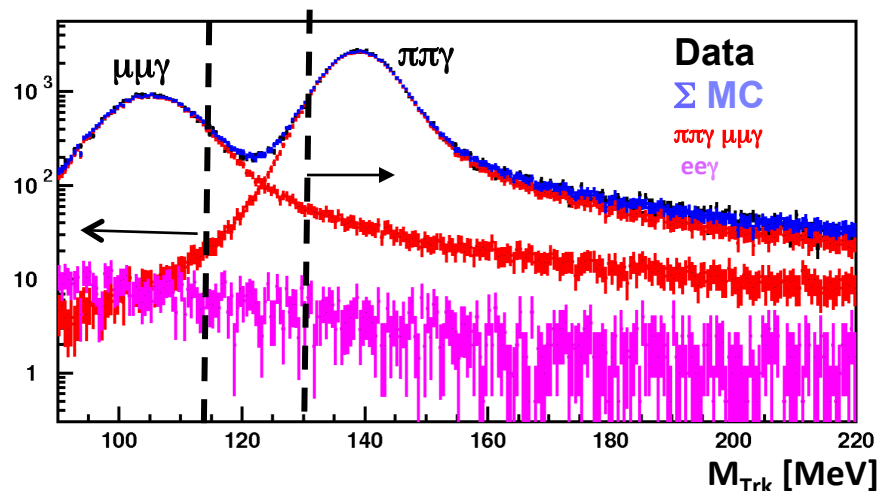
Main backgrounds estimated from MC shapes fitted to data distribution in  $M_{\text{Trk}}$   
 ( $\pi\pi\gamma/\mu\mu\gamma$ ,  $\pi\pi\pi$ ,  $ee\gamma$ )

$0.60 < M_{\pi\pi}^2 < 0.62 \text{ GeV}^2$ ,  $\chi^2/\text{ndof} = 158/180$

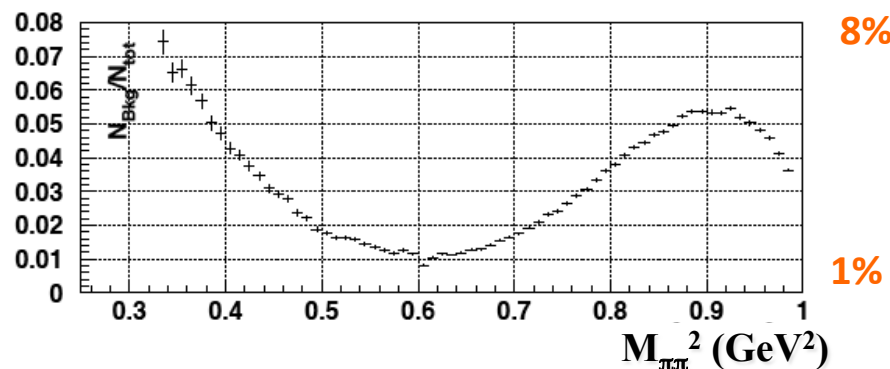
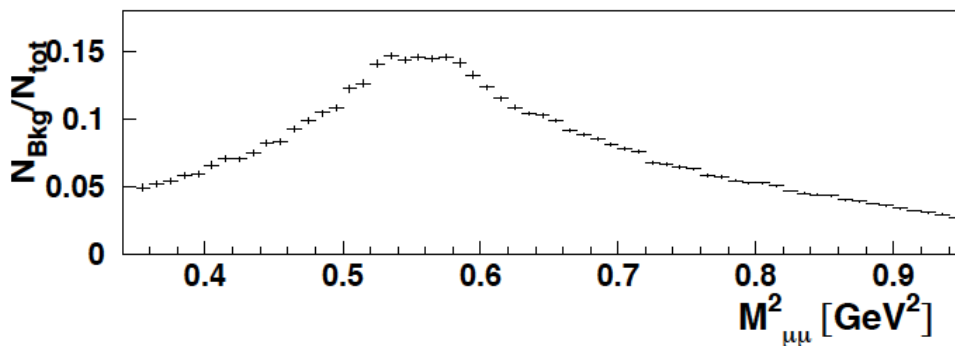


Tot % bckg to  $\mu\mu\gamma$

$0.84 < M_{\pi\pi}^2 < 0.86 \text{ GeV}^2$ ,  $\chi^2/\text{ndof} = 179/258$



Tot % bckg to  $\pi\pi\gamma$



- Systematic error on  $\mu\mu\gamma$  due to background  $\sim 1\%$  in the  $\rho$  peak