

Single Z Production at the Tevatron

Thomas J. Phillips

for the CDF and D0 Collaborations

Physics Department, Duke University, Durham, NC USA

The production of single Z bosons has been studied at Fermilab's Tevatron by the CDF and D0 collaborations. Measurements include the weak mixing angle, vector and axial-vector couplings between Z bosons and light quarks, and angular coefficients in electronic decays which are sensitive to the spin of the gluon. The collaborations have looked for an indication of new physics above the mass scale that can be directly produced at the Tevatron by studying the interference between Z and photon propagators. All measurements are consistent with Standard Model expectations.

1 Introduction

The Z boson provides a very clean system for studying electroweak physics and for searching for new physics because the electronic and muonic decays of the Z can be identified with very little background. The Tevatron now has substantial datasets of these decays, and these datasets have been used to measure a number of Standard-Model parameters and to look for new physics beyond the Standard Model (SM). Here we describe a number of these measurements that have recently been completed.

1.1 Forward-Backward Asymmetry

Interference between Z -boson and photon propagators affect the direction of the electron resulting from the Drell-Yan process $p\bar{p} \rightarrow e^+e^-$. One way to quantify this effect is to measure the forward-backward asymmetry of the electron. This asymmetry is measured in the Collins-Soper frame¹, which is defined as the rest frame of the electron pair, with the z axis defined as the bisector of the directions of the incoming proton beam and the negative of the incoming antiproton beam. Forward is defined as $\cos\theta^* > 0$ where θ^* is the angle between the negative electron's direction and the positive z axis. Backward is when $\cos\theta^* < 0$. The measured asymmetry as a function of dielectron invariant mass is shown in Figure 1 for both the D0 and the CDF collaborations.

The D0 collaboration has used this forward-backward asymmetry A_{FB} measurement to extract the value of the weak mixing angle $\sin^2\theta_{eff}^l = 0.2309 \pm 0.0008 \pm 0.0006$ ². This measurement is dominated by the high statistics in the Z pole region, and it is consistent with other measurements of this quantity which average to 0.23153 ± 0.00016 .

The direction of the electron is affected by whether the Z/γ propagator was produced by an up or a down quark, so the D0 collaboration has used their asymmetry data to extract limits on the vector (g_V) and axial-vector (g_A) couplings of light quarks to the Z boson². They used RESBOS³ to make templates using different values of the couplings while the value of the

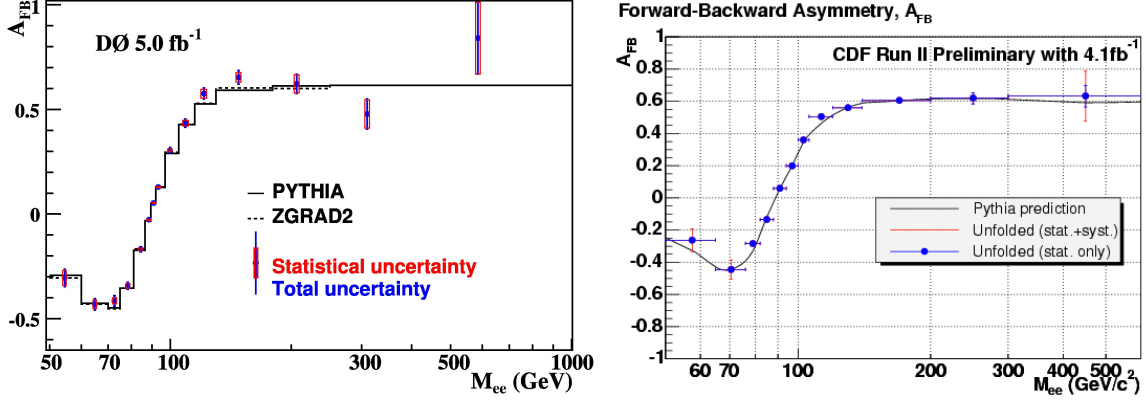


Figure 1: Forward-Backward asymmetry as a function of dielectron invariant mass. The left plot is the measurement from the D0 collaboration, and the right plot is the measurement from the CDF collaboration.

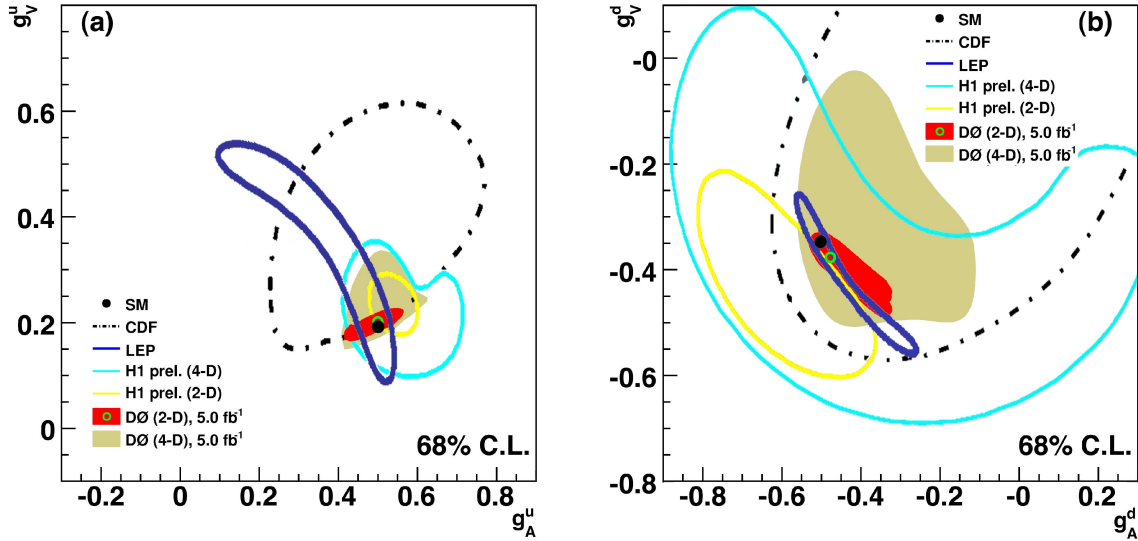


Figure 2: Sixty-eight percent C.L. limits on couplings between Z bosons and up quarks (a) and down quarks (b). Limits are shown for both 2-D and 4-D fits, as well as the best fit 2-D values and the SM expected values,

coupling between electrons and Z bosons was fixed to its SM value and $\sin^2 \theta_{eff}^l$ was set to its global average. The results are shown in Figure 2, which shows the 68% C.L. allowed regions for both 2-dimensional fits (where the couplings for the other light quark are fixed at their SM values) and 4-dimensional fits, where all the light-quark couplings are allowed to vary at the same time. All the fits are consistent with SM expectations.

A_{FB} is sensitive to new physics at masses higher than could be directly produced at the Tevatron. In the absence of new physics, A_{FB} is expected to be approximately constant at a value of 0.6 for dielectron invariant masses substantially above the Z mass. New physics could interfere with the $Z\gamma$ propagator and change this value. Both the D0 and CDF A_{FB} measurements (shown in Figure 1) are consistent with SM expectations, and therefore limit the possibility of new physics such as a massive Z' that interferes with the SM propagators.

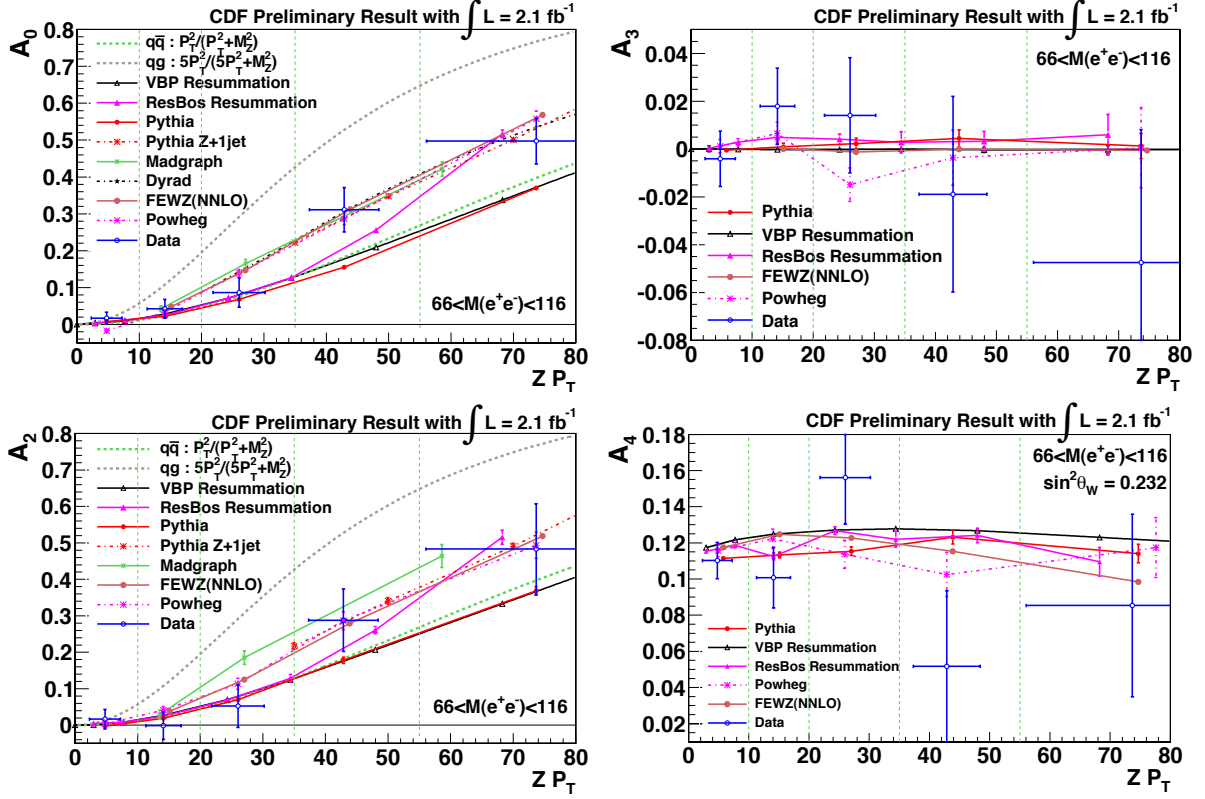


Figure 3: Coefficients for the angular distribution of the final-state electron as measured by the CDF collaboration. The data are the crosses, and the various lines correspond to different theoretical expectations.

2 Angular Distributions

The CDF collaboration has chosen to measure $\sin^2 \theta_W$ from the angular distributions of the final-state electron rather than from the forward-backward asymmetry. The general expression for the angular distribution of the final-state electron in the Collins-Soper frame¹ is:

$$\begin{aligned}
 \frac{d\sigma}{d\cos\theta d\phi} &\propto (1 + \cos^2\theta) \\
 &+ \frac{1}{2}A_0(1 - 3\cos^2\theta) + A_1\sin 2\theta \cos\phi \\
 &+ \frac{1}{2}A_2\sin^2\theta \cos 2\phi + A_3\sin\theta \cos\phi \\
 &+ A_4\cos\theta + A_5\sin^2\theta \sin 2\phi \\
 &+ A_6\sin 2\theta \sin\phi + A_7\sin\theta \sin\phi
 \end{aligned}$$

Here the coefficients A_0 to A_7 are functions of the dielectron mass M_{ee} , the transverse momentum P_T of the Z boson, and the rapidity y . In perturbative QCD, A_5 , A_6 , and A_7 are near 0, A_1 and A_3 are small when integrated over $\pm y$, A_4 is sensitive to $\sin^2 \theta_W$, and $A_0 = A_2$. This last expression is the Lam-Tung equation, and it is only valid for spin-1 gluons. Since this expression is badly broken for spin-0 gluons, verifying that $A_0 = A_2$ provides evidence for spin-1 gluons.

The measured angular coefficients⁴ are plotted as a function of P_T in Figure 3. We see that these measurements are consistent with the Lam-Tung expression and therefore with a spin-1 gluon. A_3 is close to 0 as expected for pQCD, and A_4 is used to extract $\sin^2 \theta_W = 0.2329 \pm 0.0008^{+0.0010}_{-0.0009}$ (QCD). All these results are consistent with SM expectations.

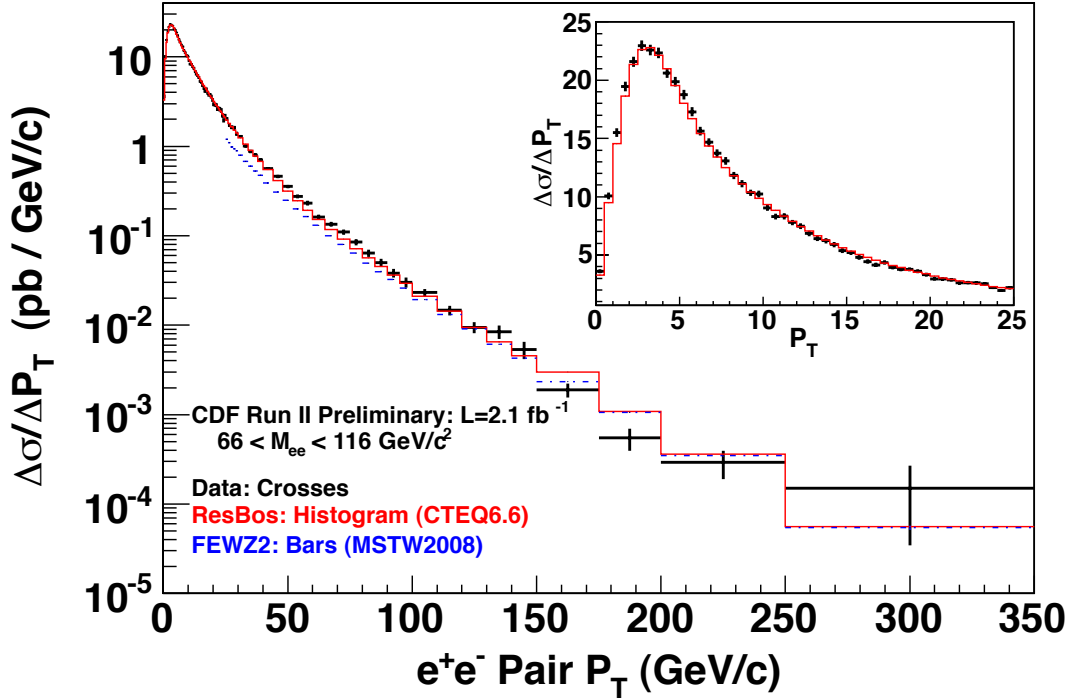


Figure 4: Comparison of CDF data (crosses) to ResBos (solid) and NNLO (FEWZ2, dashed) theoretical calculations. The data uncertainties include the statistical uncertainty for both the data and the unfolding, and the 1% efficiency measurement uncertainty, all combined in quadrature. Luminosity uncertainties are not included; the ResBos total cross section is 254 pb.

3 Z Transverse Momentum

The same dataset used by CDF to measure the angular coefficients was used to measure the transverse momentum of the Z boson. At low P_T , the measurement smearing is large (on order of 2.2 GeV/c) compared to the bin size of 0.5 GeV/c. The unfolding is done by first correcting the input P_T distribution for the Pythia Monte Carlo generator⁵ until the ratio of data/simulation is flat, and then using the simulation to determine bin-by-bin unfolding.

The unfolded P_T distribution is shown in Figure 4 along with the NNLO theoretical prediction (FEWZ2) and the resummation prediction (ResBos³). The NNLO prediction is consistent with the measured result for high P_T , while the ResBos prediction does a good job of matching the data over the entire P_T range. A closer look at the ResBos prediction is shown in Figure 5, which plots the ratio of the data to the ResBos theory. The deviation seen in the region $40 < P_T < 90$ GeV/c is where ResBos resummed, asymptotic, and perturbative cross sections are matched. Apparently the modeling could be improved in this region.

4 Conclusions

The Tevatron experiments CDF and D0 have substantial datasets of well-identified Z bosons. These datasets have been used to measure Standard Model parameters including the weak mixing angle (D0: $0.2309 \pm 0.0008 \pm 0.0006$; CDF: $0.2329 \pm 0.0008^{+0.0010}_{-0.0009}$ (QCD)). Measurements are consistent with Standard Model expectations, such as spin-1 gluons rather than spin-0 gluons. Measurements of the Z -boson P_T are now precise enough to help refine Drell-Yan phenomenology.

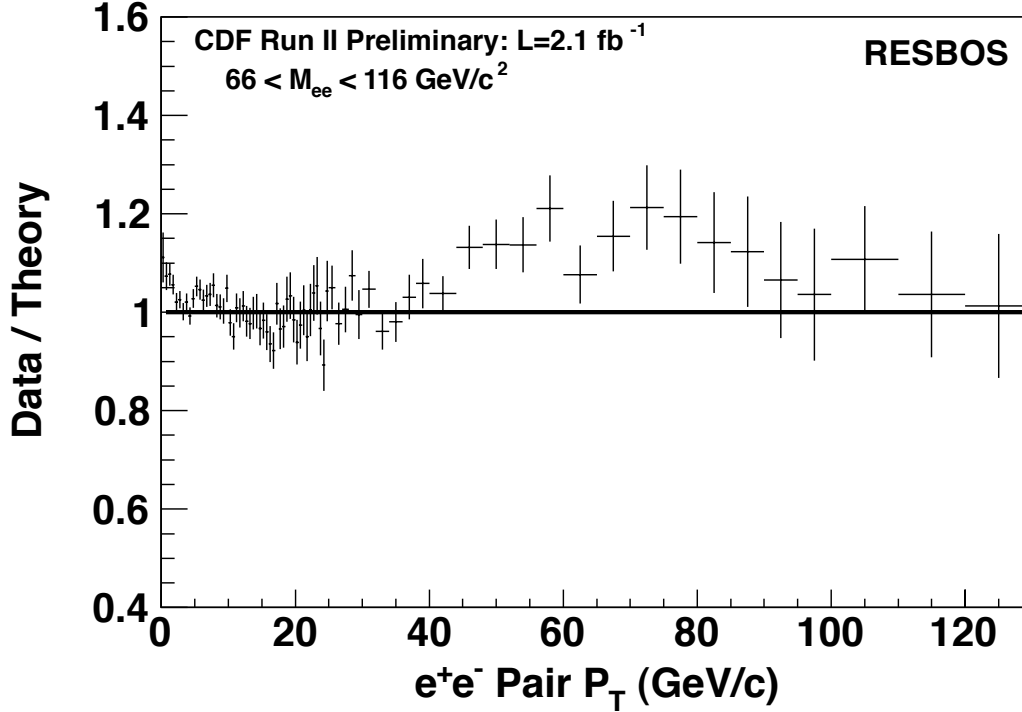


Figure 5: Ratio of data to ResBos theory.

Acknowledgments

We thank the Fermilab staff and the technical staffs of the participating institutions for their vital contributions. This work was supported by the U.S. Department of Energy and National Science Foundation; the Italian Istituto Nazionale di Fisica Nucleare; the Ministry of Education, Culture, Sports, Science and Technology of Japan; the Natural Sciences and Engineering Research Council of Canada; the National Science Council of the Republic of China; the Swiss National Science Foundation; the A.P. Sloan Foundation; the Bundesministerium für Bildung und Forschung, Germany; the Korean World Class University Program, the National Research Foundation of Korea; the Science and Technology Facilities Council and the Royal Society, UK; the Russian Foundation for Basic Research; the Ministerio de Ciencia e Innovación, and Programa Consolider-Ingenio 2010, Spain; the Slovak R&D Agency; the Academy of Finland; and the Australian Research Council (ARC).

References

1. J.C. Collins and D.E. Soper, Phys. Rev. D **16**, 2219 (1977).
2. V.M. Abazov *et al.* (D0 Collaboration) Phys. Rev. D **84**, 012007 (2011).
3. C. Balazs and C.P. Yuan, Phys. Rev. D **56**, 5558 (1997).
4. T. Aaltonen *et al.* (CDF Collaboration) Phys. Rev. Lett. **106**, 241801 (2011).
5. T. Sjostrand *et al.*, JHEP05(2006)026.