


Search for Higgs to WW ($l\nu l\nu, l\nu qq$) in ATLAS

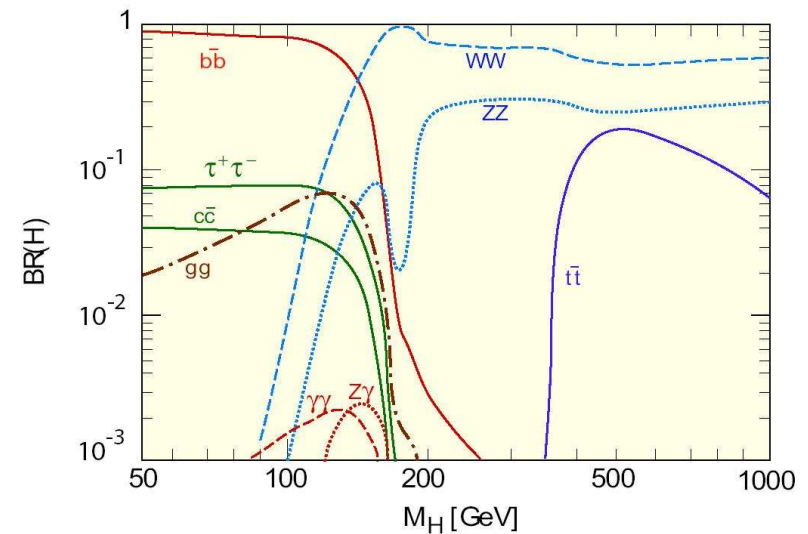
Jonas Strandberg
on behalf of the
ATLAS Collaboration



1. Introduction
2. $H \rightarrow WW^{(*)} \rightarrow l\nu l\nu$
3. Exclusion Limit
4. $H \rightarrow WW \rightarrow l\nu qq$
5. Exclusion Limit
6. Conclusions

Introduction

- The direct search for the Higgs boson responsible for EWSB in the Standard Model is well underway at the LHC.
 - With 1 fb^{-1} of data collected, ATLAS has sensitivity near or at SM Higgs production over a wide range of masses.
- The $H \rightarrow WW$ channels take advantage of the large branching fraction for Higgs bosons to decay to WW for $m_H \geq 130 \text{ GeV}$.
- The $H \rightarrow WW^{(*)} \rightarrow \ell\nu\ell\nu$ channels (ee , $e\mu$ and $\mu\mu$):
 - **ATLAS-CONF-2011-111**
- The $H \rightarrow WW \rightarrow \ell\nu qq$ channels (e and μ):
 - **ATLAS-HIGG-2011-09**



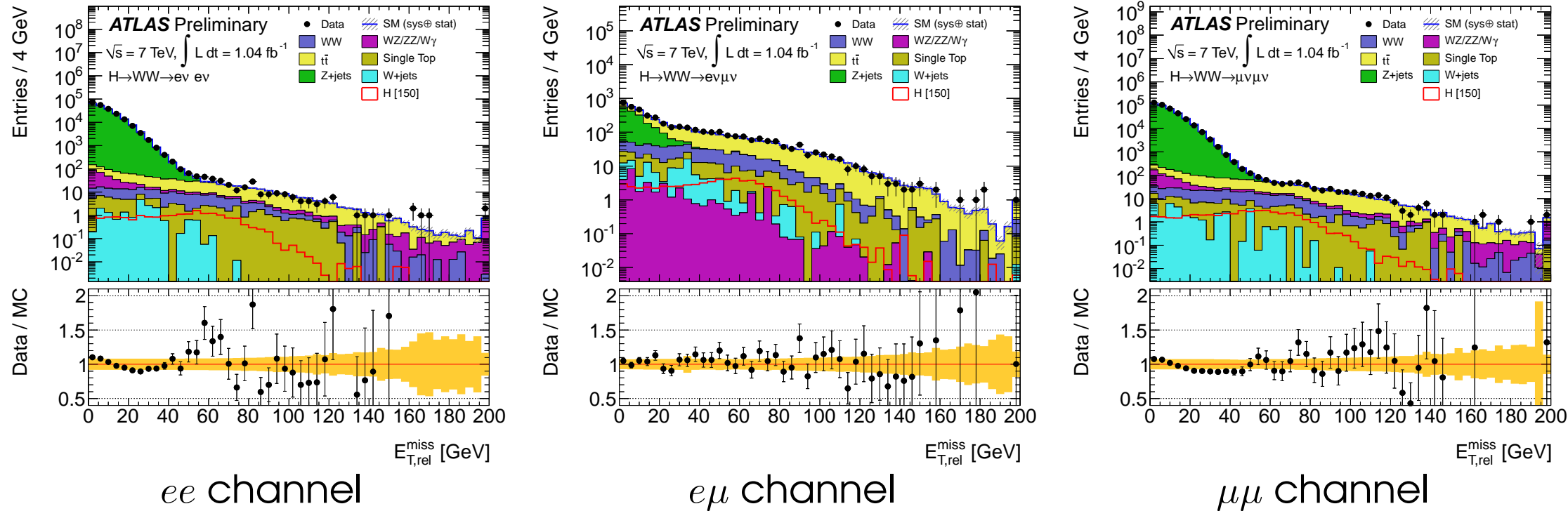
The $H \rightarrow WW^{(*)} \rightarrow \ell\nu\ell\nu$ Analysis

- Combines the large BR for $H \rightarrow WW$ with a clean final state.
 - Analysis performed for $110 < m_H < 240$ GeV. Reference mass shown in plots and tables at $m_H = 150$ GeV.
 - Largest sensitivity of any Higgs channel at $m_H \approx 165$ GeV.
- The events are selected requiring two leptons and large E_T^{miss} :
 - Exactly two opposite sign leptons (e or μ). The leading lepton $p_T > 25$ GeV. Sub-leading muon (electron) $p_T > 15$ (20) GeV.
 - For same flavor leptons, require $m_{\ell\ell} > 15$ GeV and $|m_{\ell\ell} - m_Z| > 15$ GeV. For $e\mu$ channel, just require $m_{\ell\ell} > 10$ GeV.
 - Require $E_{T,\text{rel}}^{\text{miss}} > 40$ GeV ($ee, \mu\mu$) or $E_{T,\text{rel}}^{\text{miss}} > 25$ GeV ($e\mu$).

$$E_{T,\text{rel}}^{\text{miss}} = \begin{cases} E_T^{\text{miss}} & \text{if } \Delta\phi \geq \pi/2 \\ E_T^{\text{miss}} \cdot \sin \Delta\phi & \text{if } \Delta\phi < \pi/2 \end{cases}$$

$$\Delta\phi = \min(\Delta\phi(E_T^{\text{miss}}, \ell), \Delta\phi(E_T^{\text{miss}}, j))$$

Selecting Two Leptons and Large $E_{T,rel}^{miss}$

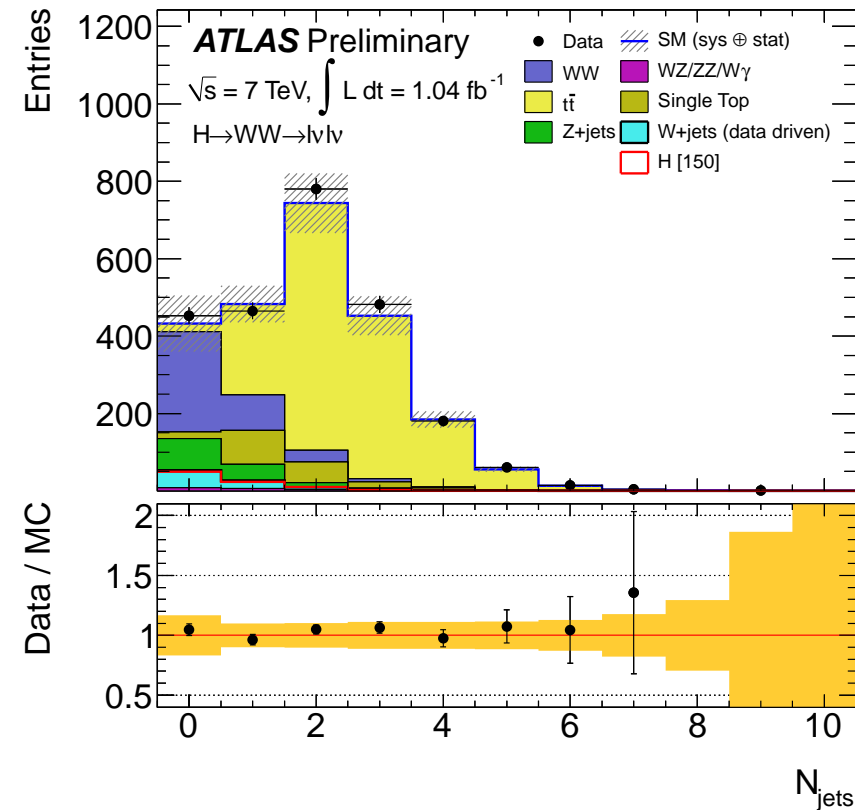


Selection	WW	Z/γ*+jets	t t̄	Total Bkg.	Observed
$m_{\ell\ell} > 15 \text{ GeV}$	820 ± 60	$590,000 \pm 40,000$	$3,600 \pm 400$	$590,000 \pm 40,000$	614,855
$ m_Z - m_{\ell\ell} > 15 \text{ GeV}$	720 ± 50	$55,000 \pm 4,000$	$3,200 \pm 300$	$60,000 \pm 4,000$	63,978
$E_{T,rel}^{miss}$	390 ± 30	140 ± 120	$1,570 \pm 190$	$2,400 \pm 300$	2,438

- Dominated by Z/γ^*+jets and $t\bar{t}$ at this stage of the event selections.

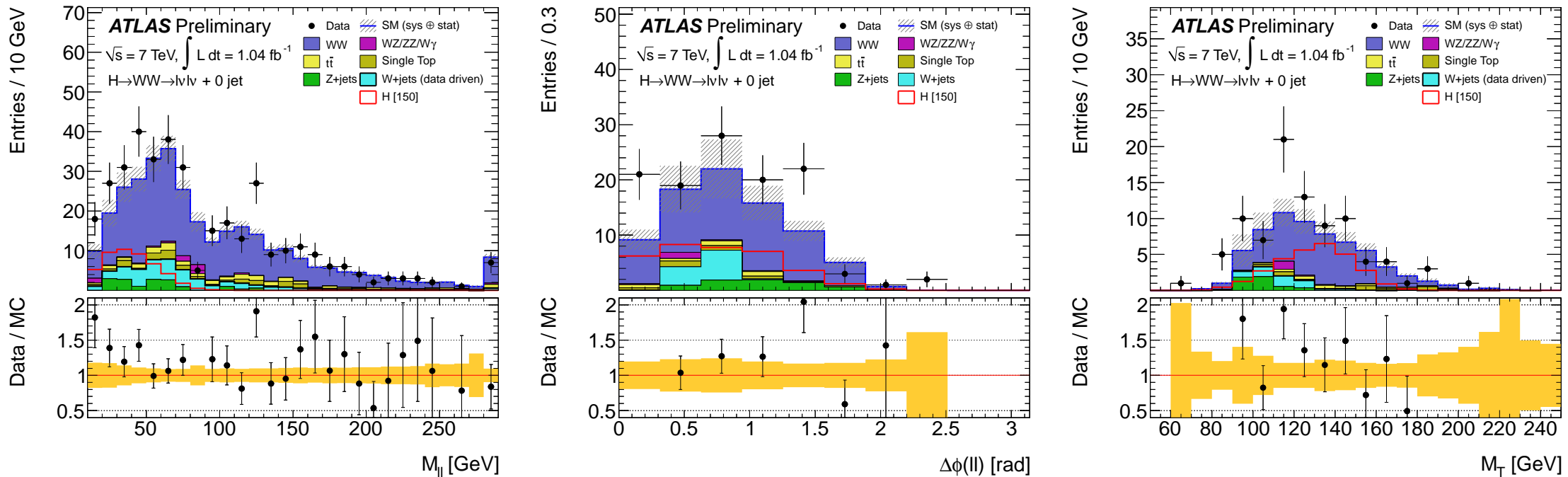
Jet Multiplicity and Topological Selections

- After the $E_{T,rel}^{miss}$ selection, divide the events into:
 - Events with no jets with $p_T > 25$ GeV and $|\eta| < 4.5$.
 - Events with exactly one jet. Apply b -tag veto.
- Apply topological selections:
 - Require the dilepton mass $m_{\ell\ell} < 50$ GeV ($m_H < 170$ GeV), $m_{\ell\ell} < 65$ GeV ($m_H \geq 170$ GeV).
 - The dilepton opening angle $\Delta\phi_{\ell\ell} < 1.3$ ($m_H < 170$ GeV), $\Delta\phi_{\ell\ell} < 1.8$ ($m_H \geq 170$ GeV).
 - $0.75 \times m_H < m_T < m_H$ GeV.



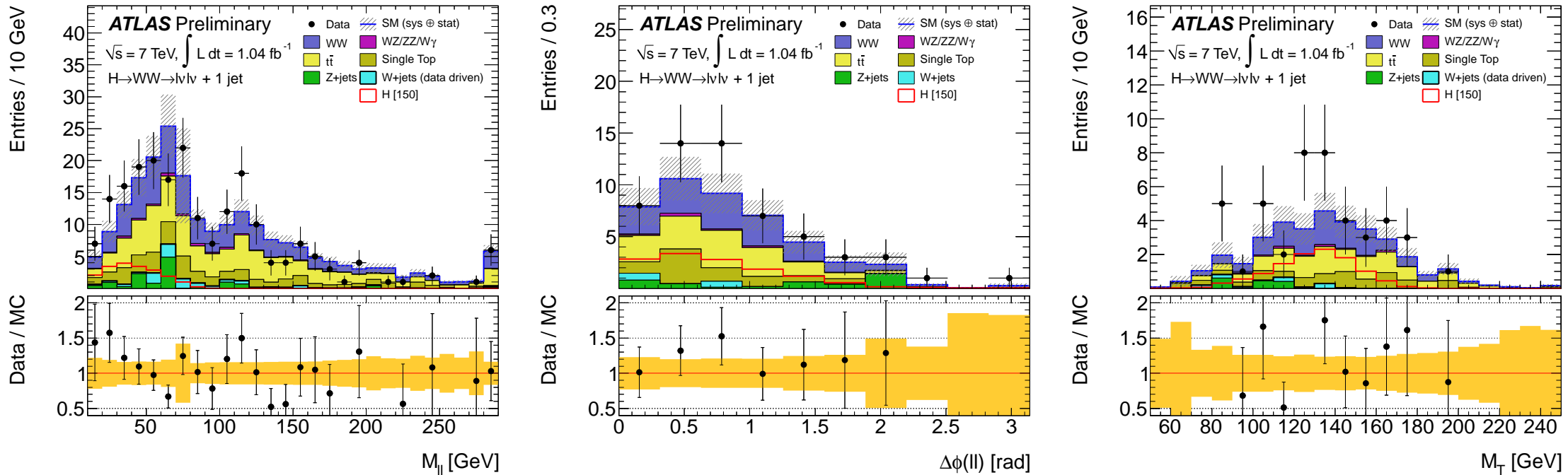
$$m_T = \sqrt{(E_T^{\ell\ell} + E_T^{\text{miss}})^2 - (\mathbf{P}_T^{\ell\ell} + \mathbf{P}_T^{\text{miss}})^2}$$

The $H \rightarrow WW^{(*)} \rightarrow l\nu l\nu + 0$ Jet Channel



$m_H = 150$ GeV	Signal	WW	W+jets	Z/ γ^* +jets	$t\bar{t}$	$tW/tb/tqb$	WZ/ZZ/W γ	Total Bkg.	Observed
Jet Veto	50 ± 11	260 ± 30	46 ± 17	80 ± 70	22 ± 8	17 ± 4	7.8 ± 1.5	430 ± 100	453
$ \mathbf{P}_T^{ll} > 30$ GeV	48 ± 10	230 ± 20	38 ± 14	15 ± 6	19 ± 7	16 ± 4	7.3 ± 1.4	330 ± 50	371
$m_{\ell\ell} < 50$ GeV	34 ± 7	59 ± 8	11 ± 3	7 ± 4	2.7 ± 1.8	2.8 ± 0.8	0.9 ± 0.3	83 ± 11	116
$\Delta\phi_{\ell\ell} < 1.3$	30 ± 7	46 ± 6	5.8 ± 1.8	5 ± 3	2.7 ± 1.7	2.8 ± 0.8	0.8 ± 0.2	63 ± 9	89
m_T	21 ± 4	26 ± 3	2.9 ± 0.9	1 ± 2	1.6 ± 1.2	0.7 ± 0.4	0.6 ± 0.2	33 ± 5	49
ee	3.1 ± 0.7	3.7 ± 0.7	0.5 ± 0.2	0.4 ± 0.6	0.0 ± 0.6	0.0 ± 0.2	0.05 ± 0.19	4.7 ± 1.2	7
$e\mu$	11 ± 2	13.4 ± 1.9	1.7 ± 0.7	0 ± 0	1.1 ± 0.8	0.4 ± 0.3	0.4 ± 0.3	17 ± 2	21
$\mu\mu$	6.9 ± 1.5	8.8 ± 1.3	0.7 ± 0.5	0.5 ± 2.0	0.4 ± 0.8	0.3 ± 0.3	0.18 ± 0.19	11 ± 3	21

The $H \rightarrow WW^{(*)} \rightarrow l\nu l\nu + 1$ Jet Channel



$m_H = 150$ GeV	Signal	WW	W+jets	Z/ γ^* +jets	$t\bar{t}$	$tW/tb/tqb$	WZ/ZZ/W γ	Total Bkg.	Observed
1 jet	23 ± 4	92 ± 9	20 ± 10	40 ± 30	240 ± 60	88 ± 13	6.2 ± 0.8	490 ± 70	465
b-jet veto	23 ± 4	91 ± 9	19 ± 10	40 ± 30	140 ± 40	45 ± 7	6.1 ± 0.8	340 ± 50	333
$ \mathbf{P}_T^{\text{tot}} < 30$ GeV	19 ± 3	76 ± 8	9 ± 5	25 ± 19	80 ± 20	35 ± 6	4.1 ± 0.5	230 ± 40	221
$m_{\ell\ell} < 50$ GeV	13 ± 3	16 ± 3	1.2 ± 0.5	3.4 ± 1.6	12 ± 4	7.2 ± 1.7	0.9 ± 0.2	41 ± 5	56
$\Delta\phi_{\ell\ell} < 1.3$	11 ± 2	13 ± 2	1.0 ± 0.5	1.5 ± 1.2	11 ± 4	6.3 ± 1.5	0.74 ± 0.20	33 ± 5	44
m_T	7.2 ± 1.6	6.2 ± 1.3	0.5 ± 0.9	0.4 ± 0.6	4.9 ± 1.7	2.3 ± 0.7	0.34 ± 0.16	15 ± 3	21
ee	0.9 ± 0.3	0.8 ± 0.3	0.08 ± 0.04	0.0 ± 0.4	0.8 ± 1.0	0.2 ± 0.4	0.06 ± 0.08	2.0 ± 1.2	4
$e\mu$	4.0 ± 0.9	3.5 ± 0.8	0.4 ± 0.2	0.4 ± 0.7	3.1 ± 1.3	1.2 ± 0.6	0.24 ± 0.13	8.8 ± 1.9	8
$\mu\mu$	2.3 ± 0.5	1.9 ± 0.4	0.0 ± 0.8	0.0 ± 0.4	1.1 ± 1.1	0.8 ± 0.7	0.04 ± 0.07	3.9 ± 1.7	9

Background Estimates and Control Regions

- The two largest backgrounds, SM WW production and top production, normalized using dedicated control regions in data.

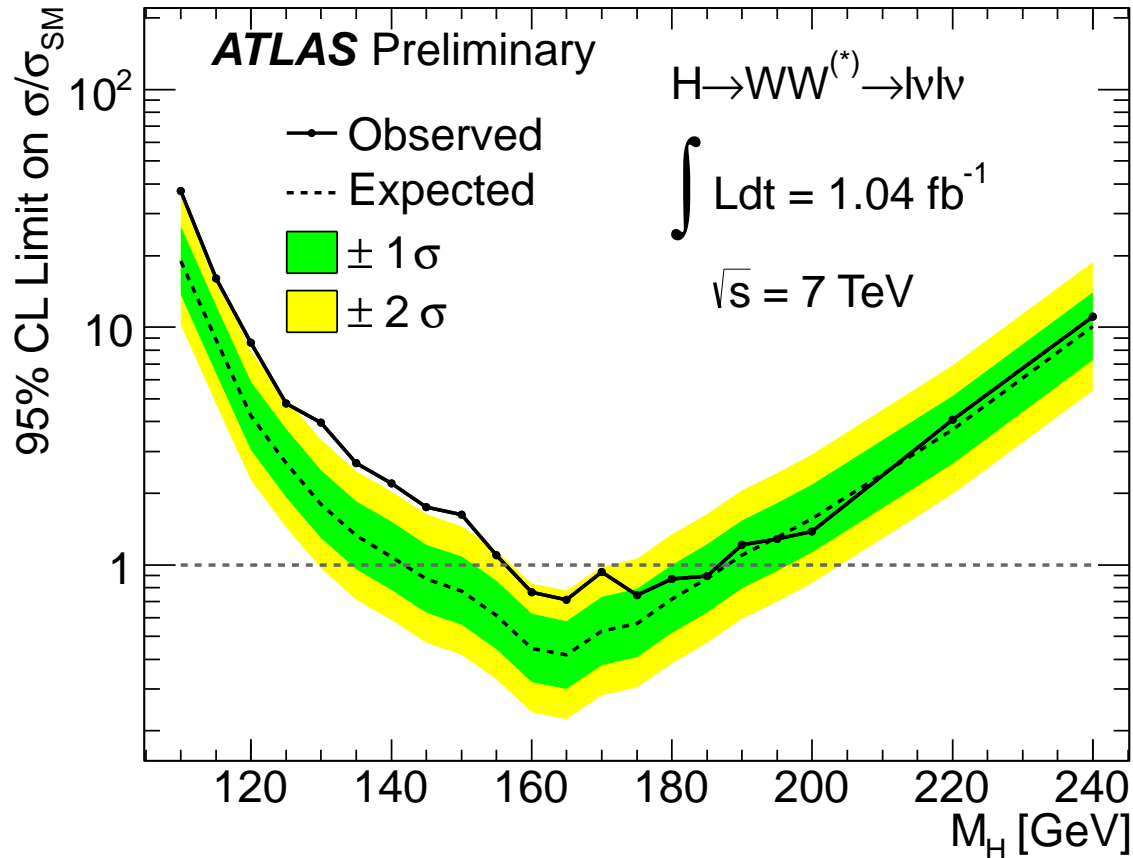
$$N_{data}^{S.R.} = \alpha \times N_{data}^{C.R.}, \quad \alpha = \frac{N_{MC}^{S.R.}}{N_{MC}^{C.R.}}$$

- W +jets background entirely determined from data, other (smaller) backgrounds are taken from Monte Carlo.
 - Apply scale factor to Z/γ^* +jets for potential E_T^{miss} mis-modeling.

Control Region	Estimate	Obs
WW 0-jet	150 ± 30	153
WW 1-jet	109 ± 14	97
top 1-jet	130 ± 40	136

	α_{WW}^{0j}	α_{WW}^{1j}	α_{top}^{1j}	β_{top}^{1j}
Q^2 Scale	3%	4%	9%	—
MC Modeling	4%	4%	4%	—
PDF	3%	3%	3%	—
Jet E Scale + Resolution	1%	3%	-26%	-30%
b -tagging Efficiency	—	0.2%	+58%	+52%
			-21%	-22%
			+17%	+18%
MC Statistics	4.3%	12.9%	6%	—

The $H \rightarrow WW^{(*)} \rightarrow l\nu l\nu$ Exclusion Limit

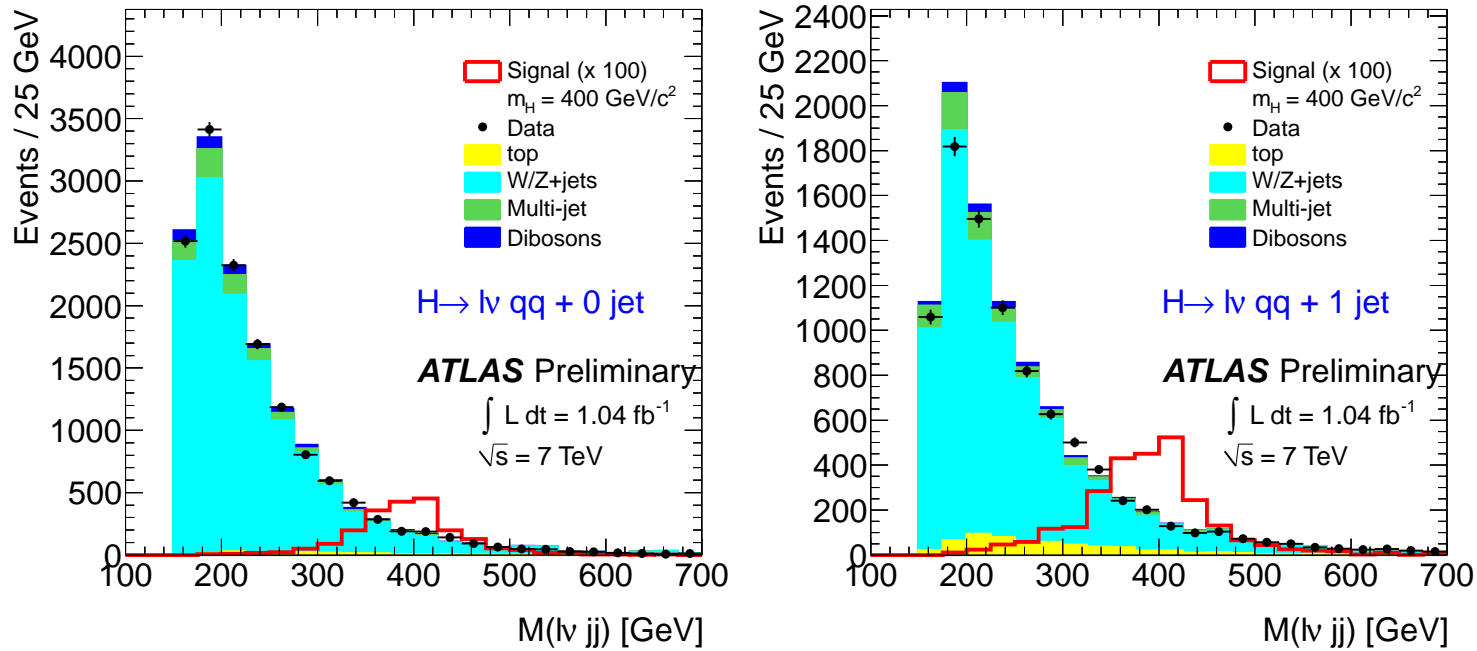


- A SM Higgs boson with $158 < m_H < 186$ GeV is excluded at 95% CL.
 - Expected exclusion mass range is $142 \leq m_H \leq 186$ GeV. The observed limit is at least 2σ higher than expected for $126 \leq m_H \leq 154$ GeV.

The $H \rightarrow WW \rightarrow \ell\nu qq$ Analysis

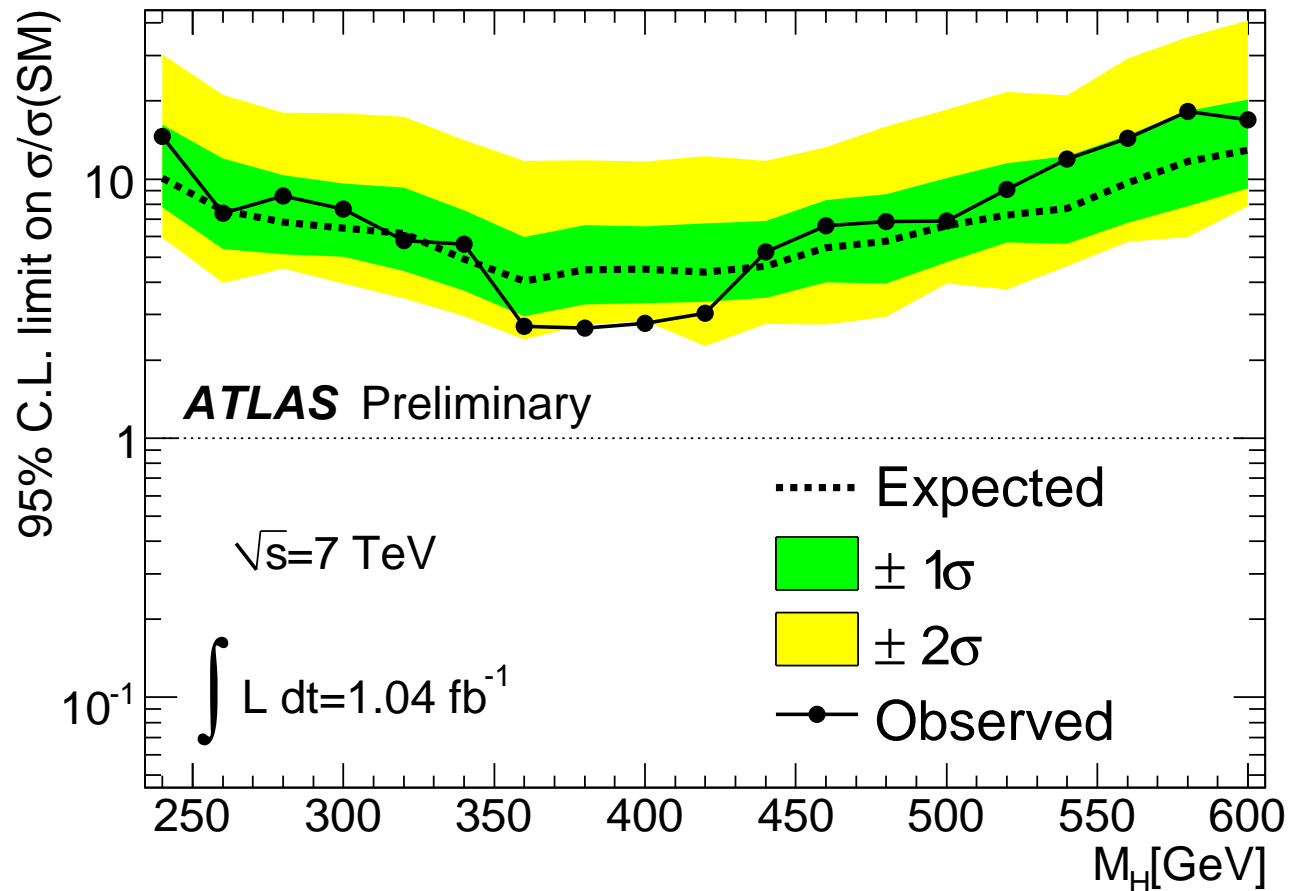
- At large Higgs boson masses, it is possible to start using the $H \rightarrow WW \rightarrow \ell\nu qq$ decay channel. Has large branching ratio.
 - Analysis performed for $240 < m_H < 600$ GeV. Reference mass shown in plots and tables at $m_H = 400$ GeV.
 - Large sensitivity for all m_H , especially for $m_H \approx 350$ GeV.
- Events are selected requiring one lepton, large E_T^{miss} and jets:
 - Require exactly one lepton (e or μ) with $p_T > 30$ GeV.
 - Require $E_T^{\text{miss}} > 30$ GeV.
 - Events are required to have exactly two or exactly three jets. Require one pair of jets fulfill $71 < M_{jj} < 91$ GeV.
 - Using the constraints $M(\ell\nu) = M(W)$ and $M(qq) = M(W)$, the Higgs boson mass $M(\ell\nu qq)$ can be reconstructed.
- Search for a peak in $M(\ell\nu qq)$ over the continuous background.

Sample Composition and Mass Plots



$m_H = 400 \text{ GeV}$	$H(e\nu qq) + 0j$	$H(\mu\nu qq) + 0j$	$H(e\nu qq) + 1j$	$H(\mu\nu qq) + 1j$	H + 0j or 1j
V+jets	10782 ± 291	13375 ± 869	6513 ± 247	7412 ± 674	38082 ± 1170
Multi-jet	890 ± 24	256 ± 17	669 ± 25	212 ± 19	2027 ± 43
Top	170 ± 34	164 ± 33	489 ± 98	503 ± 101	1326 ± 265
Dibosons	397 ± 79	414 ± 83	161 ± 32	204 ± 41	1176 ± 235
Expected Background	12239 ± 304	14209 ± 874	7832 ± 269	8331 ± 683	42611 ± 1223
Observed	11988	13906	7543	8250	41687
Expected Signal ($m_H = 400 \text{ GeV}$)	14 ± 3.6	12 ± 3.1	18 ± 4.7	14 ± 3.6	58 ± 15

The $H \rightarrow WW \rightarrow \ell\nu qq$ Exclusion Limit



- The upper limit at $m_H = 400 \text{ GeV}$ is 2.5 times the SM cross section.
 - Expected limit for $m_H = 400$ is ~ 5 times the SM cross section.

Conclusions

- The $H \rightarrow WW^{(*)} \rightarrow \ell\nu\ell\nu$ and the $H \rightarrow WW \rightarrow \ell\nu qq$ channels have been analyzed using 1 fb^{-1} of data collected with the ATLAS detector.
 - No convincing evidence for a Higgs boson has been observed.
 - At intermediate masses, the $H \rightarrow WW^{(*)} \rightarrow \ell\nu\ell\nu$ analysis excludes a Higgs boson in the mass range $158 < m_H < 186 \text{ GeV}$.
 - At high masses, the $H \rightarrow WW \rightarrow \ell\nu qq$ analysis sets an upper limit on the cross section between 2.5 to 10 times the SM cross section.
- An excess of events can be observed for low masses.
 - Corresponding to $\approx 2.5\sigma$ in the range $130 < m_H < 150 \text{ GeV}$.
- Time will tell whether:
 - It is a fluctuation.
 - It is a background.
 - It is something exciting. ☺

