

Higgs Hadronic decays at FCCee Collider

Reham Aly¹ - Jan Eysermans² – Michele Selvaggi³

Nicola De Filipplis¹ – Patrizia Azzi⁴

¹ INFN, politecnico di Bari

² Massachusetts Institute of Technology

³ CERN - ⁴ INFN padova

Joint Italy France Workshop, 21 -23 November 2022, Lyon France

Part I

- Overview & Motivation
- Global Strategy
- Signal and background samples
- Event selection
- Statistical analysis

Part II

- Detector Configuration

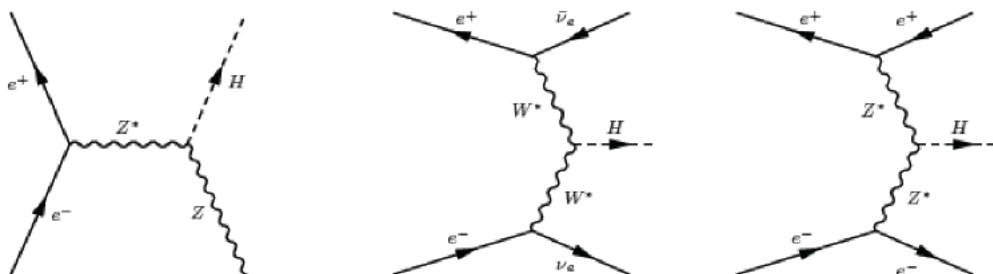
Conclusion & Ongoing Steps

- ZH recoil analysis promising probe for precise Higgs sector measurements:

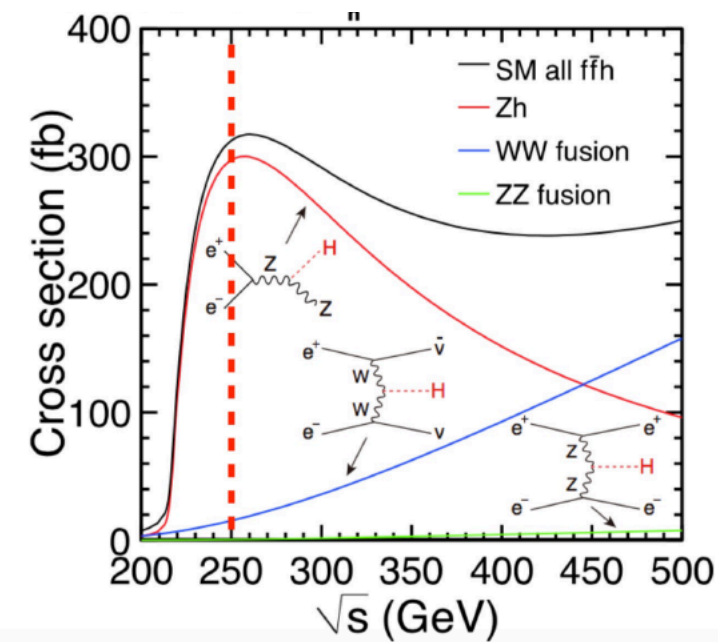
- Precise Higgs mass measurement up to $\sim O(\text{MeV})$
- Model-independent cross-section: sensitive to new physics $H \rightarrow \text{invisible}$

Higgs production at FCCee:

- Higgs-strahlung $e e \rightarrow ZH$
- VBF production $e e \rightarrow \nu \nu H$ (WW fusion), $e e \rightarrow e e H$ (ZZ fusion)



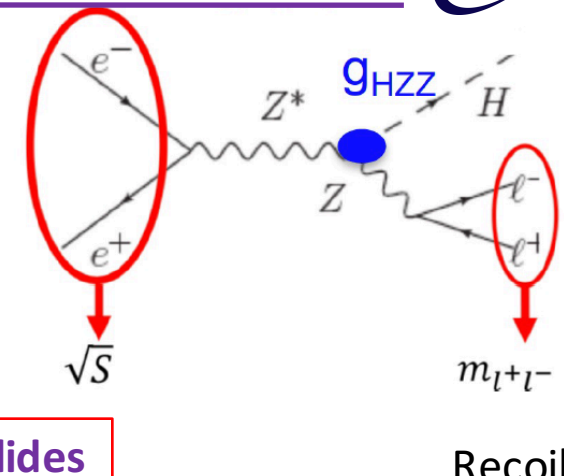
10^6 ZH events @ 240 GeV 5 /ab



Higgs production @ FCC-ee		
Threshold	ZH production	VBF production
240 GeV / 5 ab⁻¹	1e6	2.5e4
365 GeV / 1.5 ab⁻¹	2e5	5e4

• In ZH analysis we can:

- Measure the inclusive cross section of the Higgs decay using the information of the recoil mass (without reconstruction of the Higgs decays) => a unique advantage of the lepton collider. $\sigma(e^+e^- \rightarrow HZ) \propto g_{HZZ}^2$



- measurement of $\sigma(ZH)$ with O(%) uncertainty. Hence a determination on g_{HZZ}
- Allow to have uncertainty on Higgs mass measurement $\sim O(\text{MeV})$ \rightarrow **Ang Li slides**
- Knowing g_{HZZ} it is possible to measure $\sigma \times \text{Br}$ for specific Higgs decays:

- looking at Higgs decay $H \rightarrow ZZ^*$ allow to measure the Higgs decay width knowing the ration between inclusive and exclusive cors section $\rightarrow \sigma_{ZH} \times \mathcal{B}(H \rightarrow X\bar{X}) \propto \frac{g_{HZZ}^2 \times g_{HXX}^2}{\Gamma_H}$

- Then we start to probe the coupling of Higgs with other particles => Looking to events with Higgs decay to $bb - gg - cc - ss - WW - tt - \mu\mu - \gamma\gamma - Z\gamma$

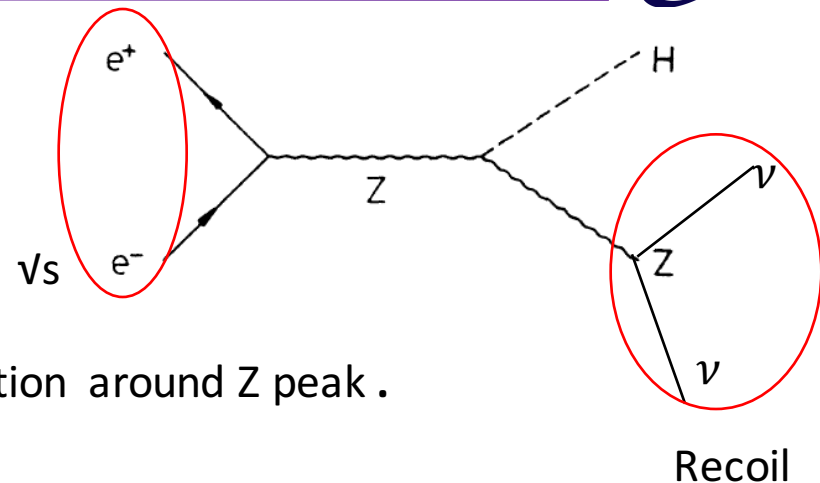
$g_{Hbb}, g_{Hcc}, g_{Hgg}, g_{HWW}, g_{Htt}, g_{H\gamma\gamma}, g_{H\mu\mu}, g_{HZ\gamma}, \dots$ \rightarrow **Higgs Hadronic Decay**

• ZH analysis with $Z(\nu\nu)H$ (hadronic) is IDEAL analysis:

- ideal jet regime where all jets are known to come from the Higgs
- We have dedicated signal samples for each Higgs decay mode, meaning a perfect disentanglement of the final stats ("perfect tagger").

Signal: $ee \rightarrow ZH \rightarrow \nu \nu + 2\text{jets}$

- Considering H decays ($gg - bb - cc - ss$)
- Considering Z decay to $\nu \nu$
- Higgs mass 125 GeV
- **Backgrounds:** vector boson (pair) production (WW, ZZ)
- **Signal extraction:** peak at Higgs mass (reconstructed from jets), recoil mass distribution around Z peak.



Monte-Carlo campaign:

- Center-of-mass 240 GeV, luminosity of 5 ab^{-1}
- IDEA detector; detector response modelled with Delphes

Signal Samples: “pre_fall2022_training” & “pre_winter2023”

- $Z(\nu\nu) H (gg) \Rightarrow 0.0033053866 \text{ pb}$
- $Z(\nu\nu) H (bb) \Rightarrow 0.023513584 \text{ pb}$
- $Z(\nu\nu) H (cc) \Rightarrow 0.0011672008 \text{ pb}$
- $Z(\nu\nu) H (ss) \Rightarrow 1.2112080e-05 \text{ pb}$

1 Million events

With nominal Higgs mass 125.00 GeV

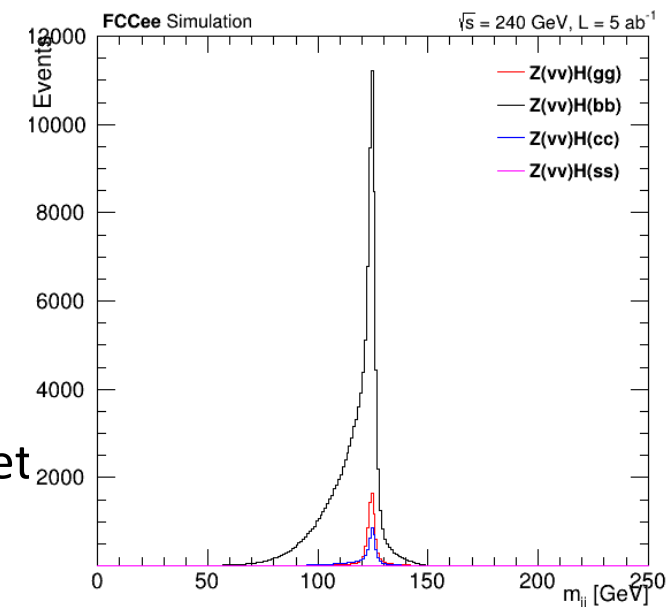
Generated with (Whizard+Pythia) & Madgraph

Background Samples: “spring2021”

- $ZZ(\text{inclusive decay}) \Rightarrow 1.35899 \text{ pb}$ 59,800,000 events
- $WW(\text{inclusive decay}) \Rightarrow 16.4385 \text{ pb}$ 10,000,000 events

Generated with (Pythia)

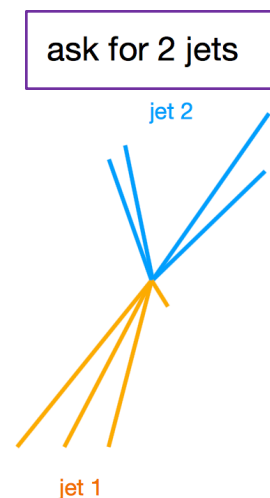
- Reconstruct the hadronic decays of the Higgs boson and separate from backgrounds.
- **Exclusive Durham kt algorithm**
- use distance measures based on energies of particles (E_{ij}) and angles between particles (θ_{ij});
- visible particles: all particles with $\theta_{i,\text{beam}} > 0.154$, except neutrinos
- anything that is visible and not an isolated charged lepton is used as input for jet clustering



- Determine distance d_{ij} between each pair of particles i, j

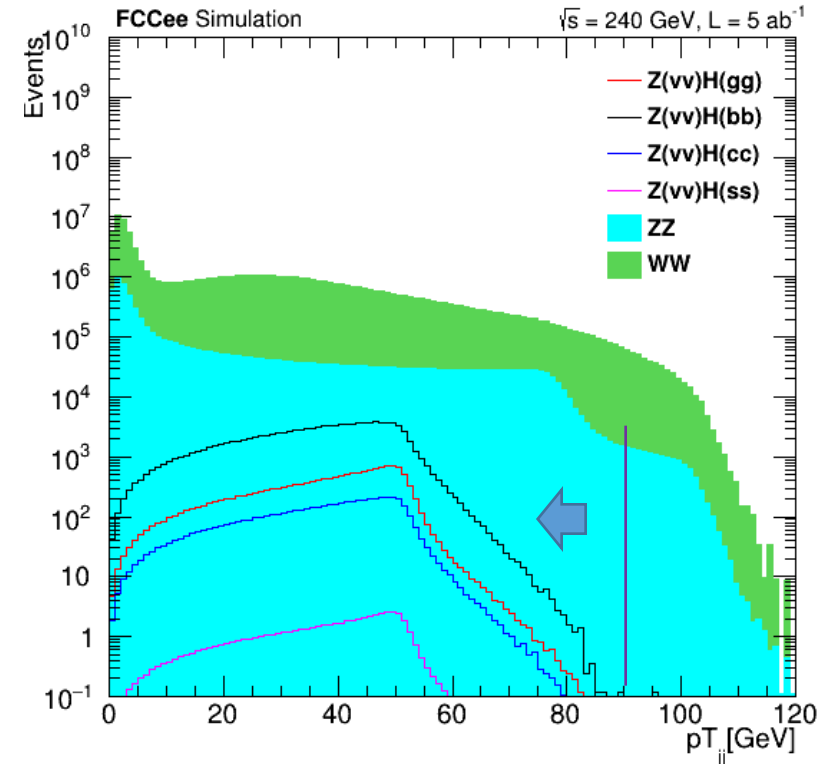
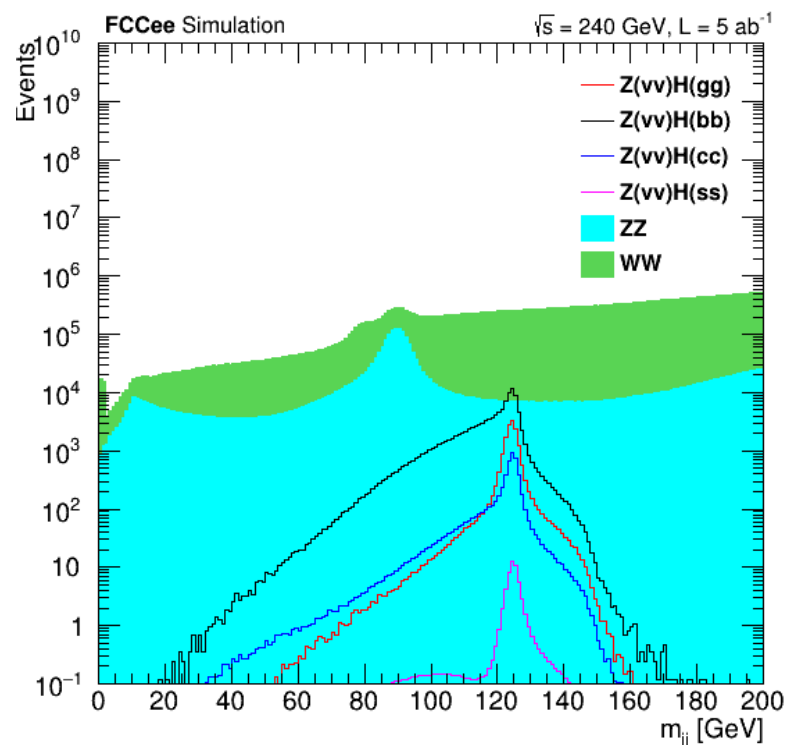
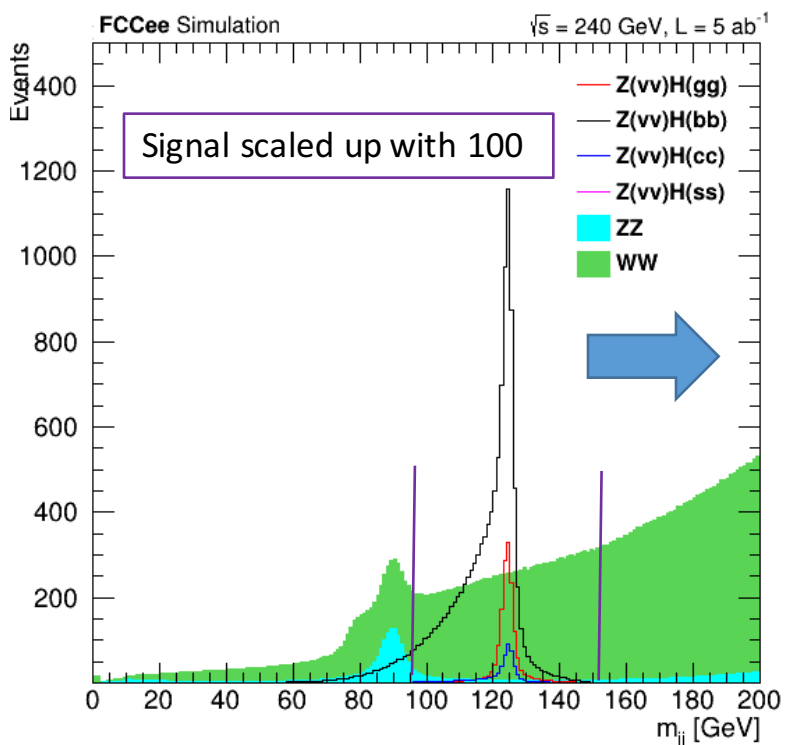
$$d_{ij} = 2 \min(E_i^2, E_j^2)(1 - \cos \theta_{ij})$$

- recombine i, j pair with smallest d_{ij} , and update all distances
- Stop when you have reached a predetermined number of jets “**N jets mode**”
- Still studies ongoing in optimizing the jet algorithm and parameters.



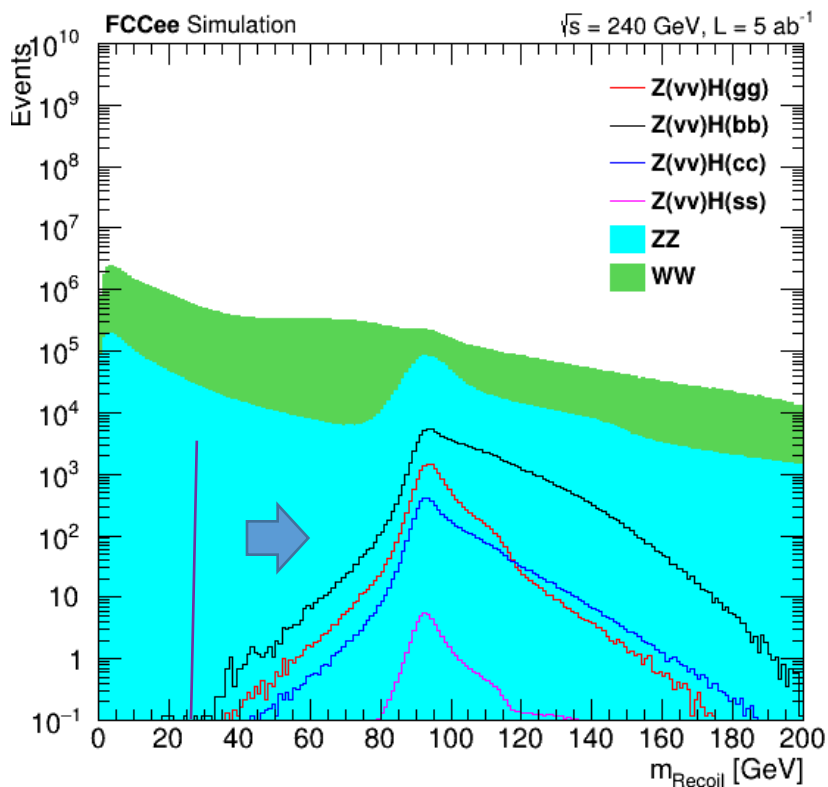
- Using FCCSW analysis tools
- Exactly 2 Jets in the event, as required by the jet clustering algorithm
- Dijet mass ($95 < m_{jj} < 150 \text{ GeV}$) to focus on the H kinematic phase space
- Di jet p_T ($p_{T,jj} < 90$) signal mainly within this region; can suppress part of background

Preliminary to be optimized

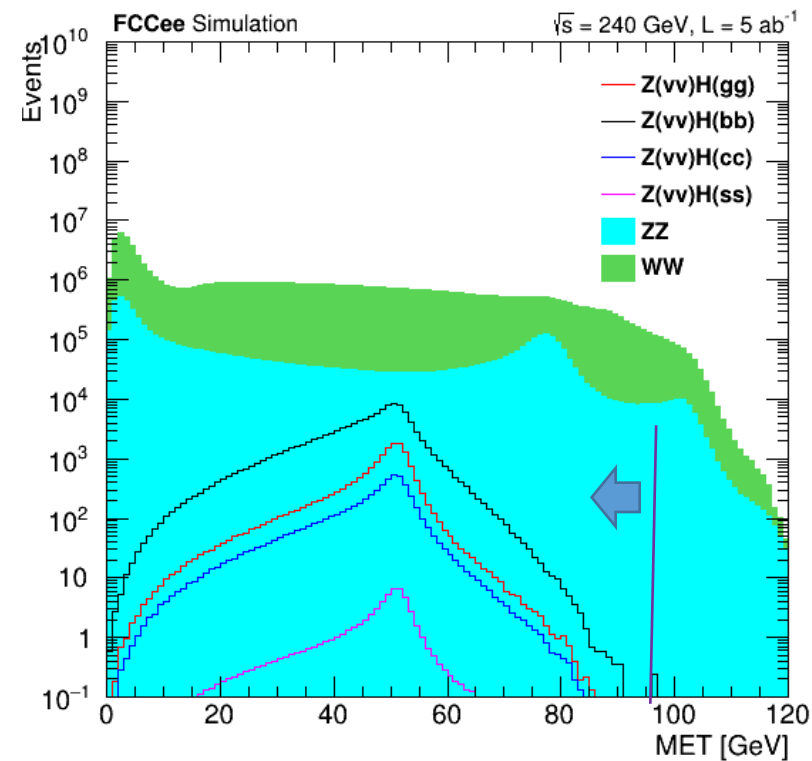


- Additional cut on recoil mass distribution:
 - $M_{\text{rec}} > 30 \text{ GeV}$, recoil around Z peak
 - Cut on Missing energy $< 90 \text{ GeV}$, suppress WW/ZZ background

Preliminary to be optimized



Around 90 GeV as $Z \rightarrow \nu\nu$



- Cut Flow:**

Process/cuts	H → bb	H → gg	H → cc	H → ss	ZZ	WW
Initial	108982.9	16106	5490	57	526072	13392881
dijet pt	108982.9	16106	5490	57	525804	13145991
Recoil	108982	16106	5490	57	466109	10689792
Dijet mass	98731	7409	4856	55	915215	11633173

Effective cuts: →

- Final Yields:**

Signal	Yield	Significance = $\frac{s}{\sqrt{s+b}}$
H → bb	98731	27.76
H → gg	7409	2.09
H → cc	4856	1.37
H → ss	55	0.0155

- Signal Efficiency:**

Signal	Efficiency
H → bb	87 %
H → gg	91 %
H → cc	91 %
H → ss	98 %

- Statistical analysis performed using Combine, the CMS statistical framework developed in context of Higgs analyses
- Signal and background shapes are fitted to pseudo-data Asimov dataset
- The normalizations of all processes (including backgrounds) are floating
- **without** accounting for systematic uncertainties → stat-only result
- Uncertainties in signal strength (μ) has been extracted

Signal	Uncertainty in μ
H → bb	1 +/- 0.0355027 (3 %)
H → gg	1 +/-
H → cc	1 +/-
H → ss	1 +/-



Very Preliminary

- **Aim:** study which detector design maximizes expected precision for $H \rightarrow gg, bb, cc, ss$ final states ?

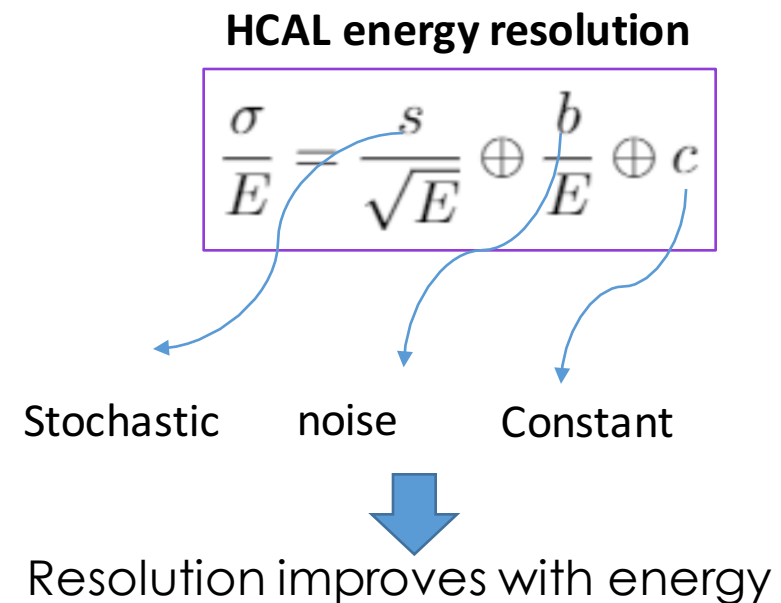
Signal: $e^+ e^- \rightarrow Z H \rightarrow \nu \nu + \text{Jets}$

Signal extraction: peak at Higgs mass (reconstructed from jets), recoil mass distribution around Z peak . **Peak width dominated by detector resolution.**

- visible energy (mass) reconstruction: where resolution is crucial in particular for rare channels

➤ The calorimeter energy resolution playing an important role in the jet energy measurement

- **S** : is the stochastic or “sampling” term, related to statistic fluctuations in the signal.
- **b** : is the “noise” term, related to electronics noise, pileup, etc.
- **C** : is the “constant” term, related to imperfections, non-uniformities, dead material.



➤ Since the calorimeter energy resolution playing an important role in the jet energy measurement, we are studying the effect of

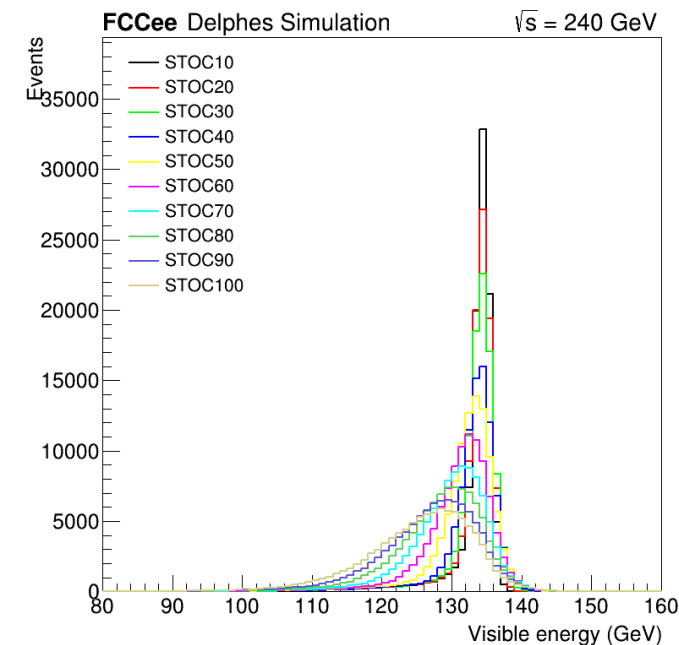
1- Tuning HCAL energy resolution parameters:

- Tuning the stochastic, constant and Noise terms in Delphas cards

2- Tuning the HCAL energy significance

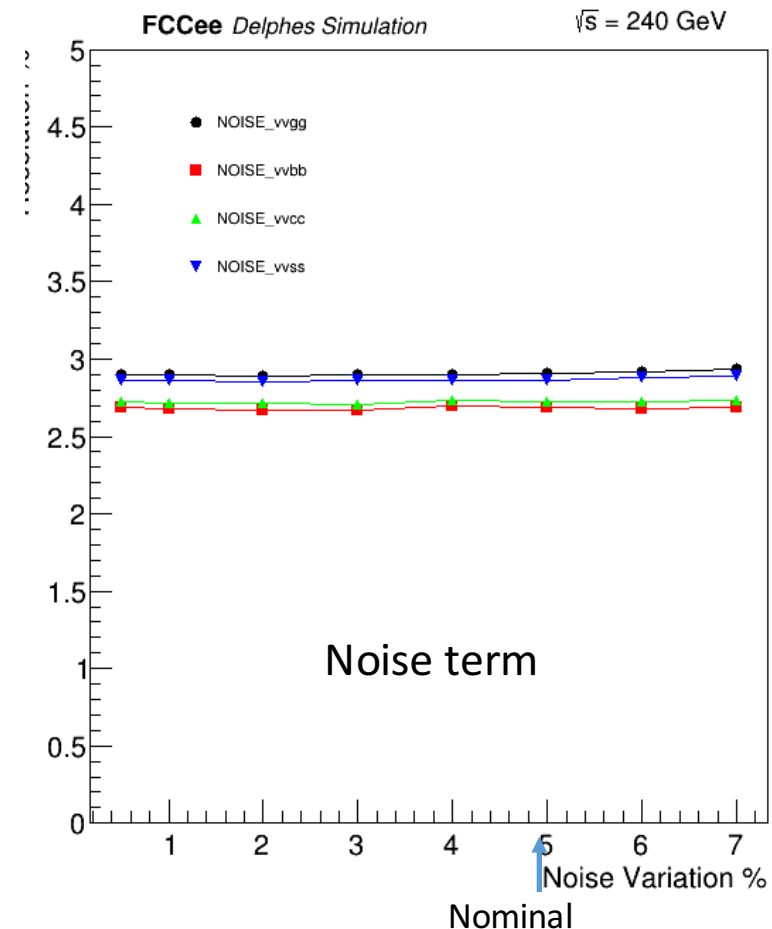
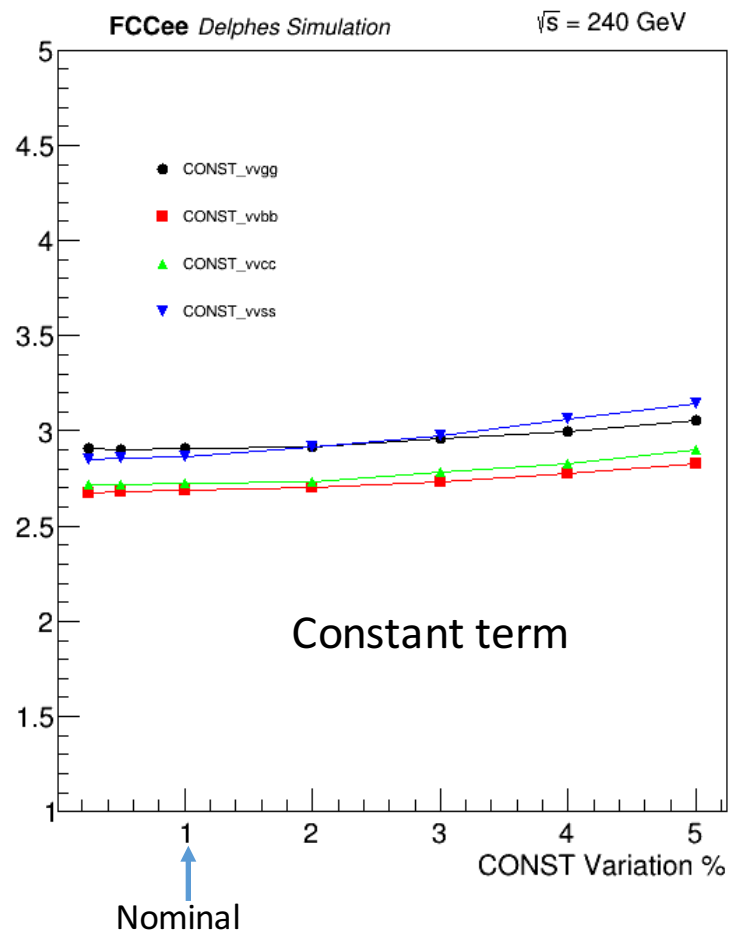
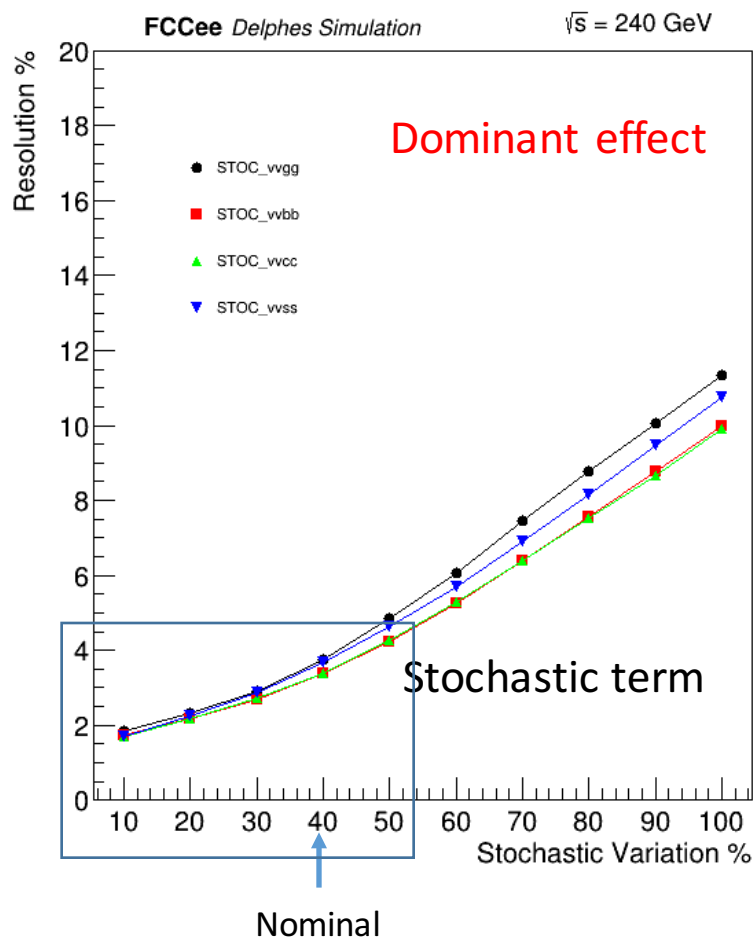
- Produced samples with different values of stochastic, constant and Noise terms in the HCAL energy resolution function and check the change in the resolution by looking at the reconstructed visible energy.

No Jet clustering

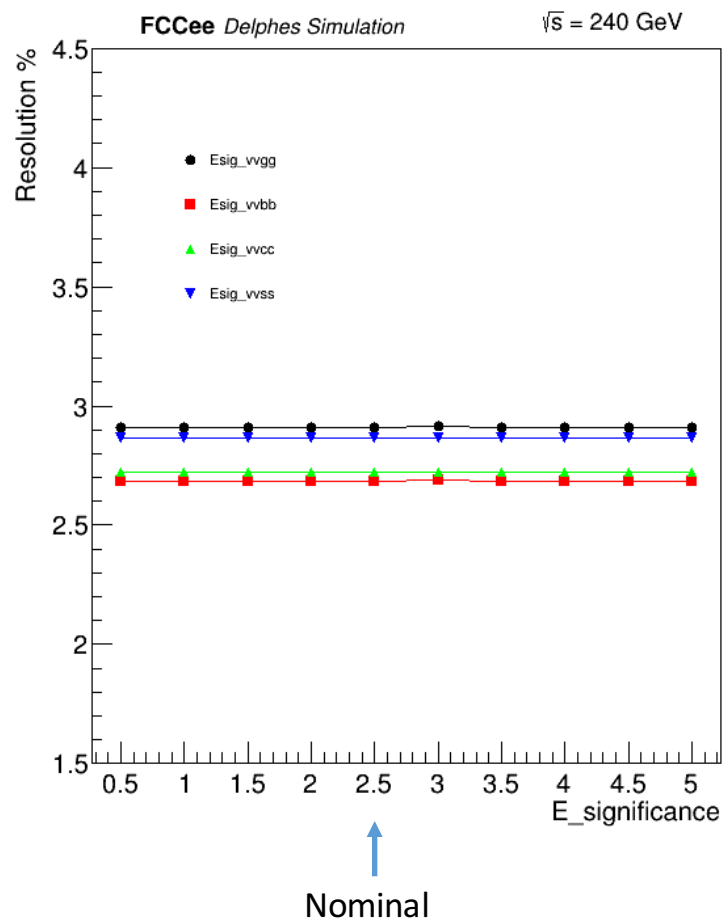


Important: To validate the Delphes card for the MC campaign.

Reconstructed visible Energy



- HCAL energy resolution don't suffer from Constant and Noise terms
- HCAL energy resolution should not suffer from low threshold in stochastic term



HCAL Energy significance

- HCAL energy resolution should not depend on the energy significance value

- The analysis is in early stage **but** with a working framework /setup using FCCSW tools.
- Studies on jet clustering algorithm still ongoing where we need to evaluate the effect of using different jet clustering algorithms with the aim of improving the signal peak resolution.
- Introduce the Jet flavor tagging to the analysis “Jet tagger” (Particle Net).
- Optimize the event selection to suppress more backgrounds.
- Define Systematic uncertainties affecting the analysis and evaluate the main contributors.
- Introducing Boosted Decision Trees which could help in the signal background separation.
- The analysis is the seed for the ZH analysis with the fully hadronic decay.

*Thank
you*

