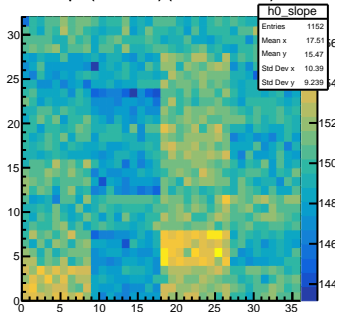
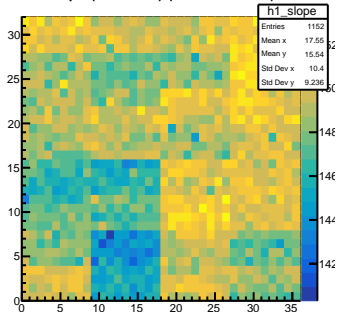


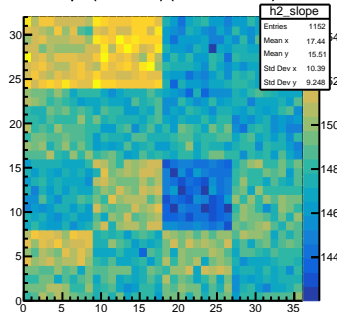
Slope (FEM S30) (FECs 070-063)



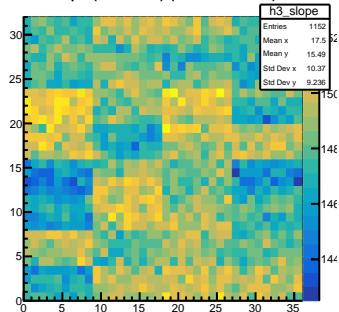
Slope (FEM S13) (FECs 029-041)



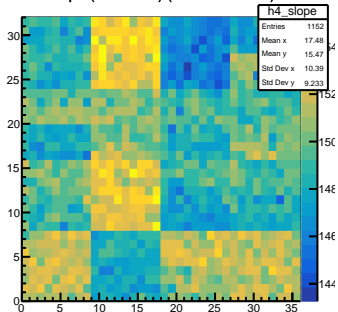
Slope (FEM S31) (FECs 065-024)



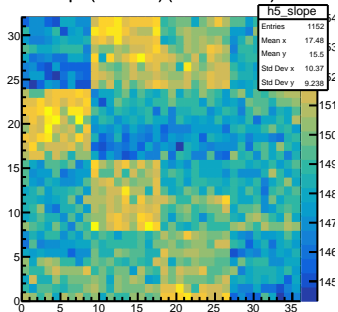
Slope (FEM S38) (FECs 038-033)



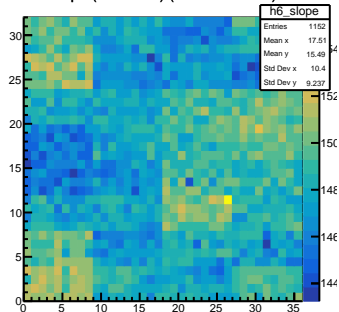
Slope (FEM S28) (FECs 013-056)



Slope (FEM S37) (FECs 018-053)



Slope (FEM S40) (FECs 044-036)



Slope (FEM S39) (FECs 081-043)

