

Asia-Europe Physics Summit 23-28 March 2010

Optics Labs & CERN :

Chance Encounter in 1998

A CERN team visiting PINSTECH (Pak. Instt. of Nuclear Science and Technology), Islamabad in October 1998. The Team was looking for partners who could contribute to the design and fabrication of parts and modules for the CMS Detector.

The Team had some spare time. So they were also taken for a visit to Optics Labs next door.....

Collaboration became possible because Optics Labs had some clear expertise

- It is the only dedicated and integrated laser lab of the country, with considerable expertise in lasers, optics, and electronics. It is involved in research, teaching and production for over 35 years.
- It houses excellent infrastructure in designing and fabrication of opto-mechanica,-electronics components and modules

Hence a Natural Partner for CMS

Profile of the Laser Programme in Pakistan

Pakistan started a modest programme in lasers in June 1969 at the Atomic Energy Centre, Lahore. This has grown over the years to become first.... "Optics Labs, " ...which itself has given birth to (NILOP) National Instt. of Lasers and Optics in Islamabad

>> over 600 professionals <<

Build A Wide Array Of Complete Laser Systems

- UV to IR (Solid State, Metal Vapour, Liquid, Gas)
- Pulsed (psec - nsec), Moderate Rep rates
- Fixed Frequency / tunable

Design and Fabricate:

- Optical Components / Modules / Systems
- Optical Coatings
- Precision Mechanics / Electronics

- Grow Laser Crystals / YAG / Sapphire / GaN
- Atomic / Molecular Spectroscopy ; LIS
- Atomic Clocks, BEC
- Laser Land Levelers for Farmers

SOME CLIENTS:

Universities and Industry in Pakistan
Europe (IFCA Spain; RWTH, Aachen, Germany)

12 Years of Collaboration with CERN

Some Contribution of Optics Labs :

Position Monitoring System of Detectors in the

Tracker, + work on Link with End Caps / Muon Chambers:

- Process Feasibility
- Testing of Components for Radiation Damage
- Fabricated / Tested Prototypes for Performance
- Convergence between the various proposals from Germany, Hungary, Spain, Portugal and Pakistan

Have Supplied and Integrated 40 Modules

Assembly of the Tracker Outer Barrel RODS (TOB

- RODs) which are a self-contained assembly
- Design of Test Jigs /Processes for Individual Modules and RODs

Installation, Validation, and Testing at CERN

Optical Components

- Only Rad-Hard materials usable.
- n fluence: 4×10^{14} ; γ rays : 10 MegaRad ;Used the 10 MW Pinstech Reactor
- Studied 13 Diff. Glasses; 3 Diff. Opt.Cements; HR / AR / Metallic Coating [Some glasses / coatings /cements had not been studied previously]
- Tests of adhesion / abrasion of coatings.
- Stability of a large distribution

The "rod" is the self-contained TOB building block



LASER RESEARCH IN PAKISTAN AND CMS / CERN

Dr. Shaukat Hameed Khan
Executive Director, SOPREST/GIKI Pakistan
Former Chief Scientist / DG Optics Labs, PAEC

FOUR MAJOR CONTRIBUTIONS

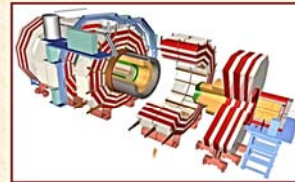
- Magnet Feet for CMS (Fabrication only)
- Resistive Plate Chambers (Assembly & Test)
- Assembly and Test of Carbon Frames and RODS for TOBs
- Laser Based Position Monitoring System for Tracker of CMS (design, fabrication, installation)
- Part of Int. Data Processing - GRID

The Tracker has 40 laser based Position Monitoring Modules from Optics Labs, Pakistan.



2007: Loading The Tracker inside CMS.

In 2000, CMS COLLABORATION HAD :
36 NATIONS; 160 INSTITUTIONS; 2008 Sc. / Eng.



Total Weight : 12,500 Tons; Total Length :~22 m
Diameter :~15 m ; Magnet : 4 Tesla
SC cable: 4.2°K, 20 kilo Amps, 27,000A/mm²

- CMS is designed for high momentum resolution of muons.
- Places a very stringent demand upon the spatial resolution and therefore the detector alignments.
- Need to know where the detectors are w.r.t each other

Scale of the Problem

Tracker Max. distortion @ R=1.2m : - 0.314 mm (top & bottom)			
Required Precision			
Vert. Position mm	R (μm)	R φ (μm)	Z (μm)
200	100	15	500
700	300	15	500
1200	600	50	2000



The Laser Position Monitoring System was tested at CERN;
Can give precision of ~2 micron

Tracker Performance: Heart Of The CMS

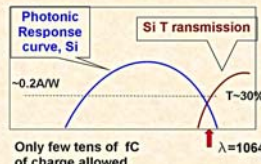
TRACKER PERFORMANCE depends as much on

- Intrinsic Detector Capability
- Stability of the Structure (Design... Materials ... Stiffness / Stability)
Very Very Heavy /LargeStructure. It moves / distorts due to: Gravity, Magnetic field, Temperature Gradients, Differential Expansions (e.g, Si, Steel, Al, CF, quartz),

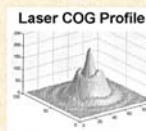
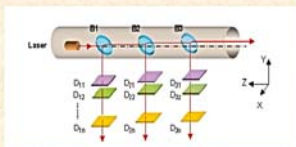
Features of the Position Monitoring System

The laser pulse produces photo-electrons in the Si.

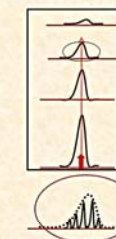
Laser also transmitted to other detectors if correct λ. Electronic read-out system same for high energy particles as well as the laser



Only few tens of fC of charge allowed



Fire the laser: Read the Laser's Centre of Gravity (COG)




- Read the signal / laser position (c.o.g.) from each detector in turn
- One shot gives relative positions of many detectors at the same instant
- Repeat the sequence
Thus Relative Positions can be continuously Monitored

Diffraction from detector strips



- Specs. of Optical Components
- Fabricated & Tested Prototypes
- Produced the Final Modules

Production, Assembly and Testing of RODs at CERN



Electrical Test Setup for Assembled Rods of CMS Tracker



Completely assembled Rod: 6 Det. Modules Under Test.

