


# Gravitational Waves: Past, Present and Future

Nelson Christensen for Artemis  
Observatoire de la Côte d'Azur, Nice

1915: Einstein's Theory of General Relativity

1916: Einstein paper on linear approximation to general relativity with multiple applications, including gravitational waves.



688 Sitzung der physikalisch-mathematischen Klasse vom 22. Juni 1916

Näherungsweise Integration der Feldgleichungen  
der Gravitation.

VON A. EINSTEIN.

Approximative Integration of the Field Equations of Gravitation

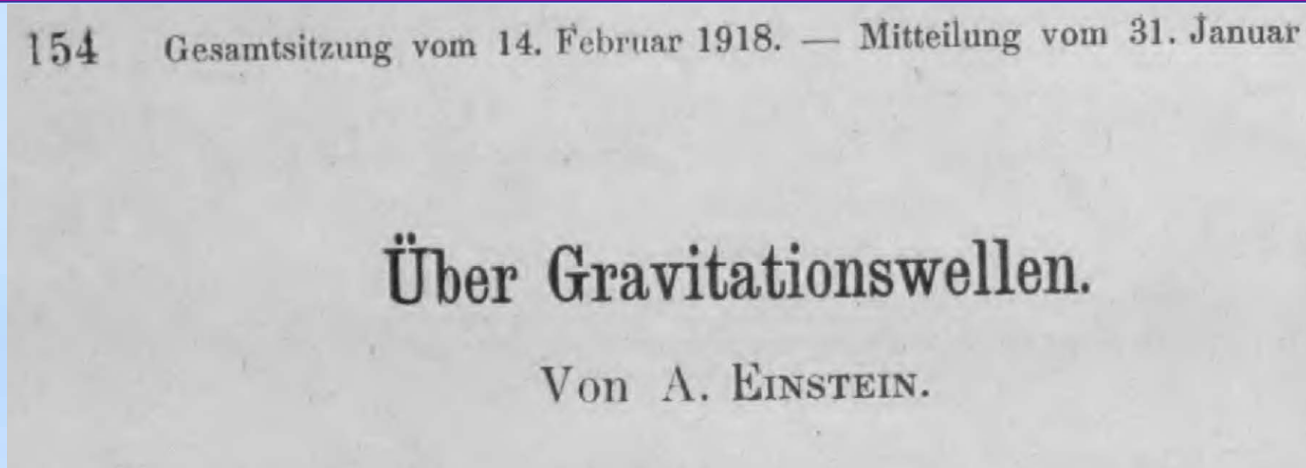
$$A = \frac{\kappa}{24\pi} \sum_{\alpha\beta} \left( \frac{\partial^3 J_{\alpha\beta}}{\partial t^3} \right)^2. \quad (21)$$

Würde man die Zeit in Sekunden, die Energie in Erg messen, so würde zu diesem Ausdruck der Zahlenfaktor  $\frac{1}{c^4}$  hinzutreten. Berücksichtigt man außerdem, daß  $\kappa = 1.87 \cdot 10^{-27}$ , so sieht man, daß  $A$  in allen nur denkbaren Fällen einen praktisch verschwindenden Wert haben muß.

“... in all conceivable cases,  $A$  must have a practically vanishing value.”

Gravitational waves are predicted by Einstein, but he recognizes that they are too small.

# Gravitational Waves



## On Gravitational Waves – 1918

Einstein works out the remaining details on gravitational waves: emission (quadrupole), polarizations, they carry energy, etc

Dabei ist zur Abkürzung

$$J_{\alpha\beta} = \int x_\alpha x_\beta \rho dV_0 \quad (23)$$

gesetzt;  $J_{\alpha\beta}$  sind die Komponenten des (zeitlich variablen) Trägheitsmomentes des materiellen Systems.

$$\gamma'_{23} = -\frac{2}{4\pi R} \ddot{J}_{23}$$

While we are at it ... Black Holes!

# Über das Gravitationsfeld eines Massenpunktes nach der EINSTEINSchen Theorie.

Von K. SCHWARZSCHILD.

(Vorgelegt am 13. Januar 1916 [s. oben S. 42].)

On the gravitational field of a mass point according to Einstein's theory

$$ds^2 = (1 - \alpha/R) dt^2 - \frac{dR^2}{1 - \alpha/R} - R^2 (d\vartheta^2 + \sin^2 \vartheta d\phi^2), \quad R = (r^3 + \alpha^3)^{1/3}. \quad (14)$$

Dasselbe enthält die eine Konstante  $\alpha$ , welche von der Größe der im Nullpunkt befindlichen Masse abhängt.

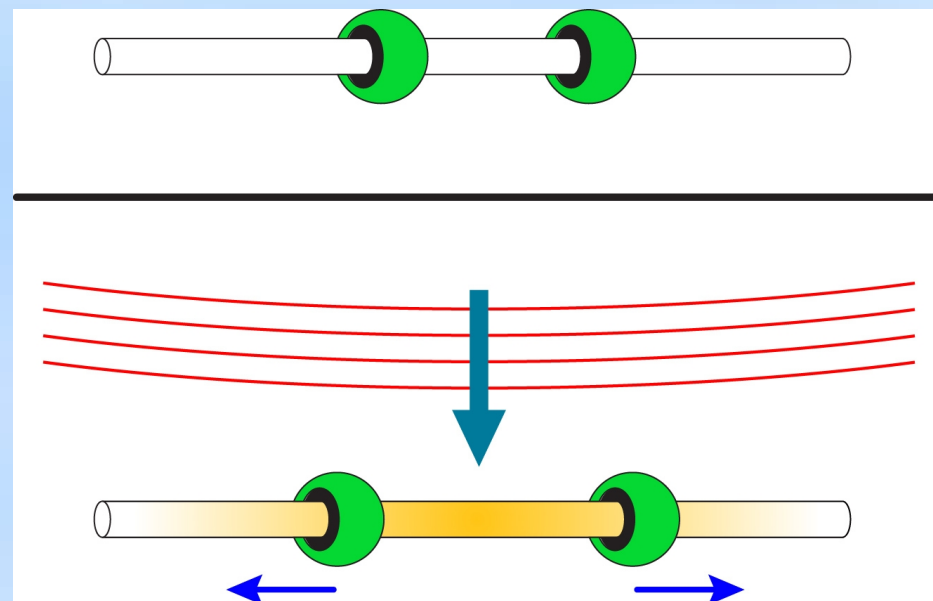
The concept of a “Black Hole” was not recognized by Schwarzschild:  
A. Eddington 1924, G. Lemaître 1933, R. Oppenheimer 1939, D. Finkelstein 1958,  
...

Continued debate on whether gravitational waves really exist up until 1957 Chapel Hill conference.

Felix Pirani paper and presentation: relative acceleration of particle pairs can be associated with the Riemann tensor. The interpretation of the attendees was that non-zero components of the Riemann tensor were due to gravitational waves.

Sticky bead (Felix Pirani, Richard Feynman, Hermann Bondi)

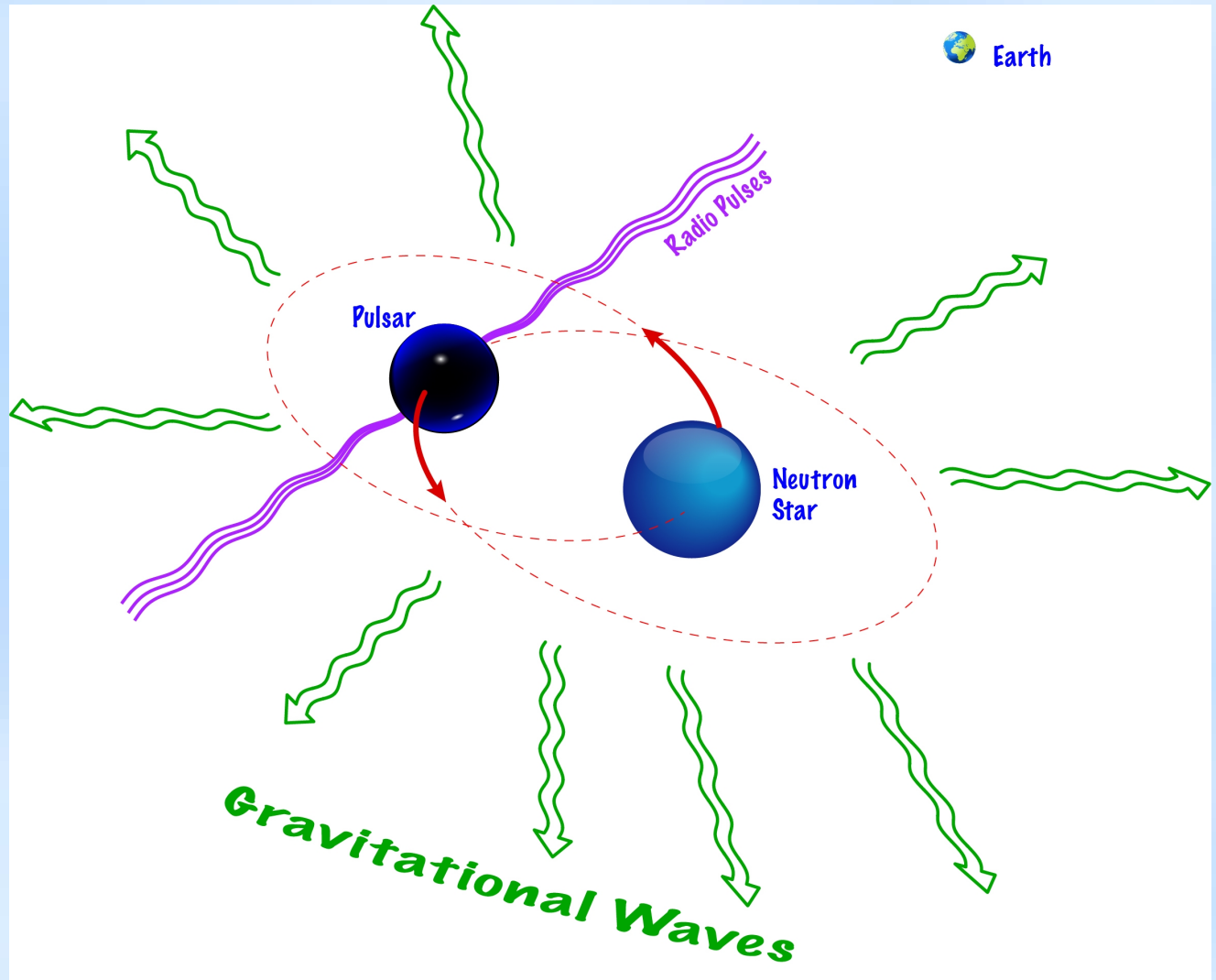
Joe Weber of the University of Maryland, and from this inspiration started to think about gravitational wave detection.



# Binary Pulsar PSR 1913+16

$M_1 = 1.438 M_{\odot}$   
 $M_2 = 1.390 M_{\odot}$   
8 hour orbit  
Orbit decays by  
3mm per orbit.

Discovered in  
1974 by Russell  
Hulse and  
Joseph Taylor,  
then at  
University  
Massachusetts.



# First Proof That Gravitational Waves Exist - 1982

THE ASTROPHYSICAL JOURNAL, 253:908-920, 1982 February 15  
© 1982. The American Astronomical Society. All rights reserved. Printed in U.S.A.

## A NEW TEST OF GENERAL RELATIVITY: GRAVITATIONAL RADIATION AND THE BINARY PULSAR PSR 1913+16

J. H. TAYLOR AND J. M. WEISBERG

Department of Physics and Astronomy, University of Massachusetts, Amherst; and Joseph Henry Laboratories, Physics Department, Princeton University

*Received 1981 July 2; accepted 1981 August 28*

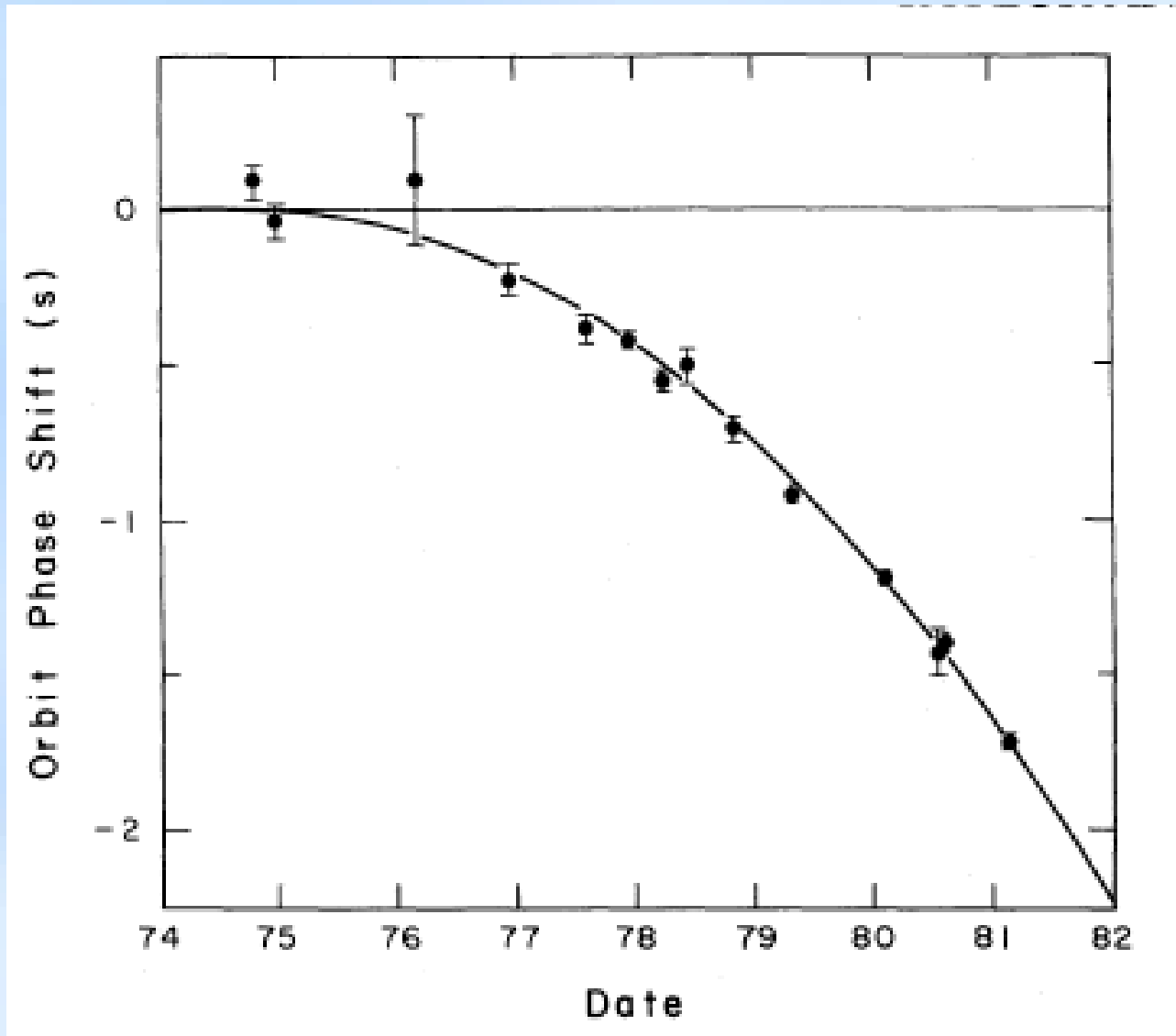
### ABSTRACT

Observations of pulse arrival times from the binary pulsar PSR 1913+16 between 1974 September and 1981 March are now sufficient to yield a solution for the component masses and the absolute size of the orbit. We find the total mass to be almost equally distributed between the pulsar and its unseen companion, with  $m_p = 1.42 \pm 0.06 M_\odot$  and  $m_c = 1.41 \pm 0.06 M_\odot$ . These values are used, together with the well determined orbital period and eccentricity, to calculate the rate at which the orbital period should decay as energy is lost from the system via gravitational radiation. According to the general relativistic quadrupole formula, one should expect for the PSR 1913+16 system an orbital period derivative  $\dot{P}_b = (-2.403 \pm 0.005) \times 10^{-12}$ . Our observations yield the measured value  $\dot{P}_b = (-2.30 \pm 0.22) \times 10^{-12}$ . The excellent agreement provides compelling evidence for the existence of gravitational radiation, as well as a new and profound confirmation of the general theory of relativity.

*Subject headings:* gravitation — pulsars — relativity



# Gravitational Wave Proof



Taylor and Weisberg, 1982

# Binary Pulsar Studies Continue

THE ASTROPHYSICAL JOURNAL, 829:55 (10pp), 2016 September 20

doi:10.3847/0004-637X/829/1/55

© 2016. The American Astronomical Society. All rights reserved.

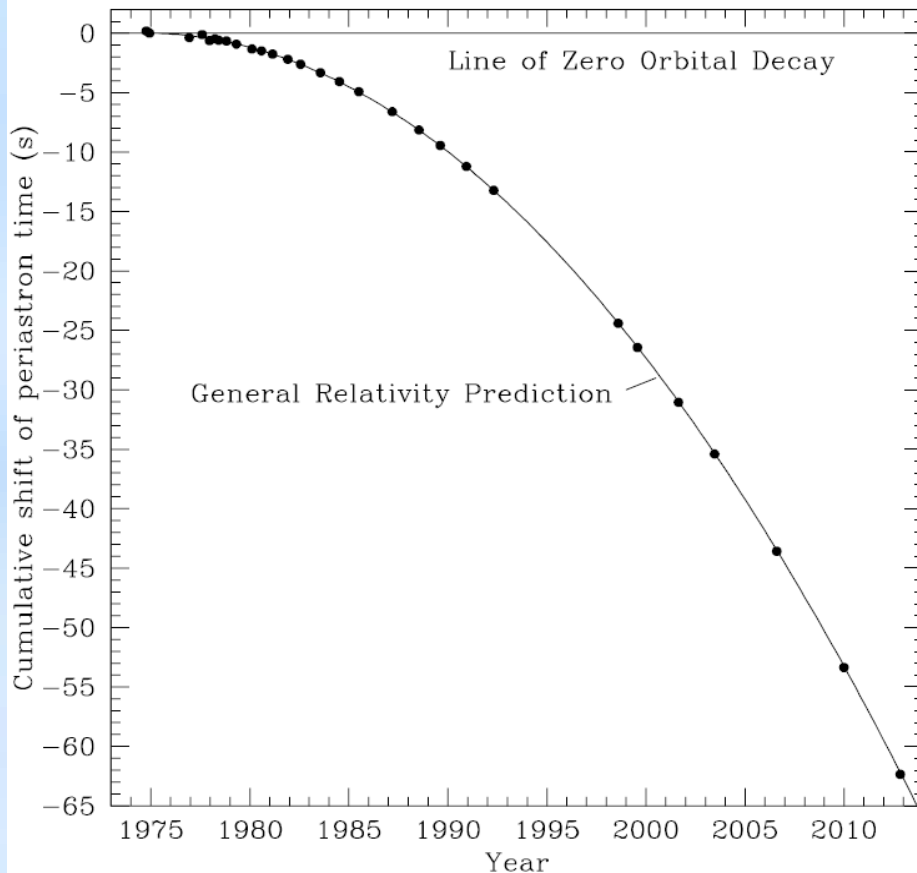


## RELATIVISTIC MEASUREMENTS FROM TIMING THE BINARY PULSAR PSR B1913+16

J. M. WEISBERG AND Y. HUANG

Department of Physics and Astronomy, Carleton College, Northfield, MN 55057, USA; [jweisber@carleton.edu](mailto:jweisber@carleton.edu)

*Received 2016 January 19; revised 2016 April 20; accepted 2016 June 1; published 2016 September 21*



“The points, with error bars too small to show, represent our measurements”



LIGO, Livingston,  
Louisiana, USA  
4 km

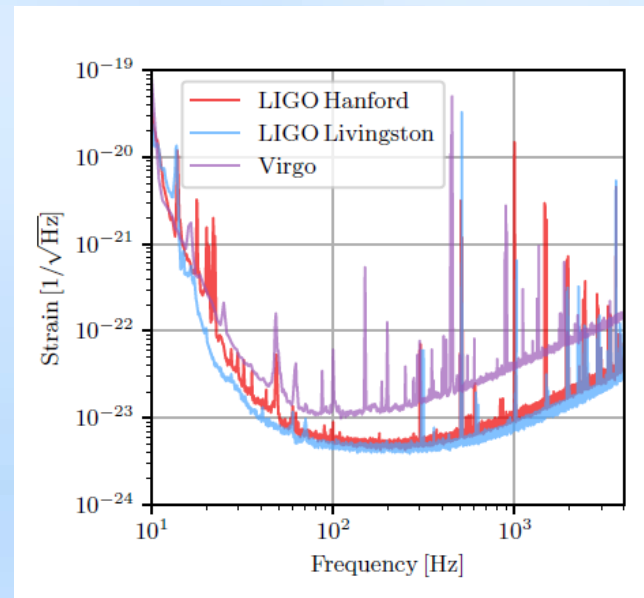
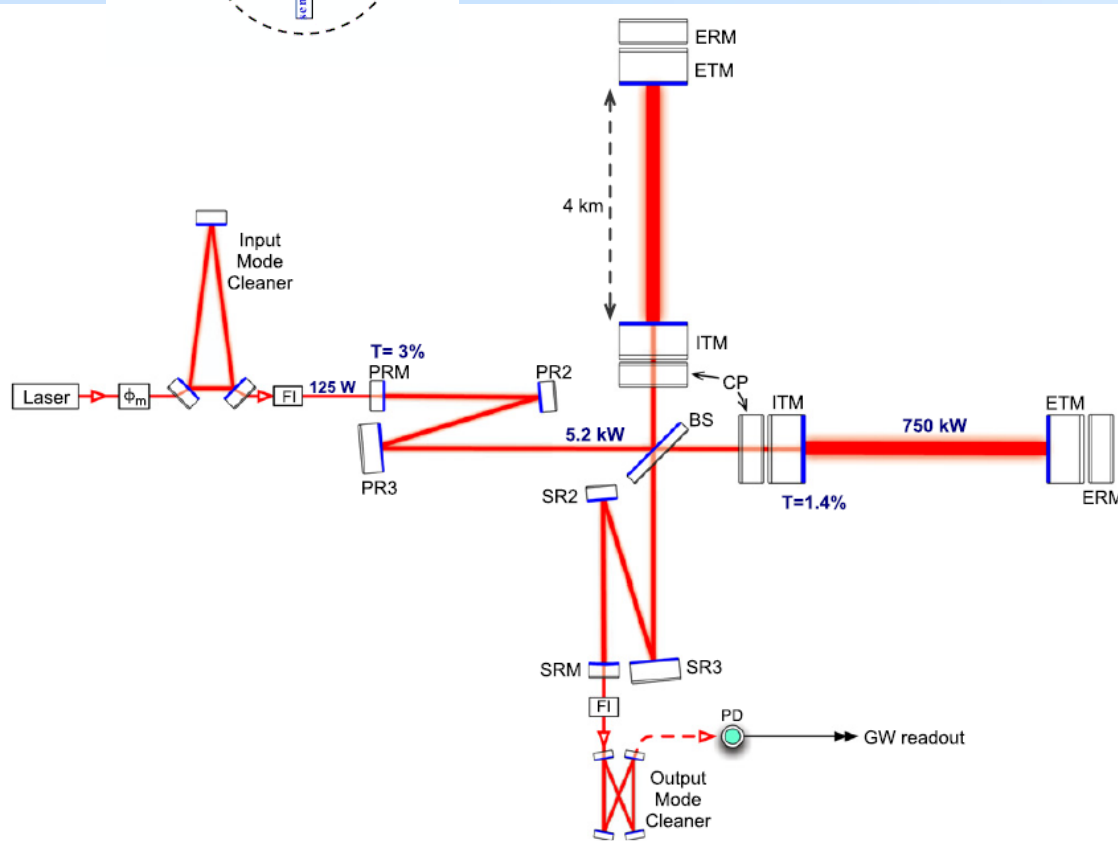
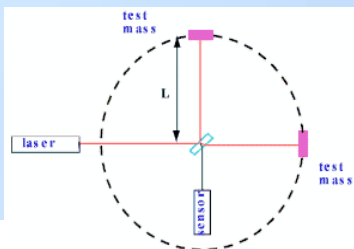
LIGO, Hanford,  
Washington, USA  
4 km

Virgo, Cascina,  
Pisa, Italy  
3 km

Three observing runs so far completed  
O4 in mid to late 2022, 18 months

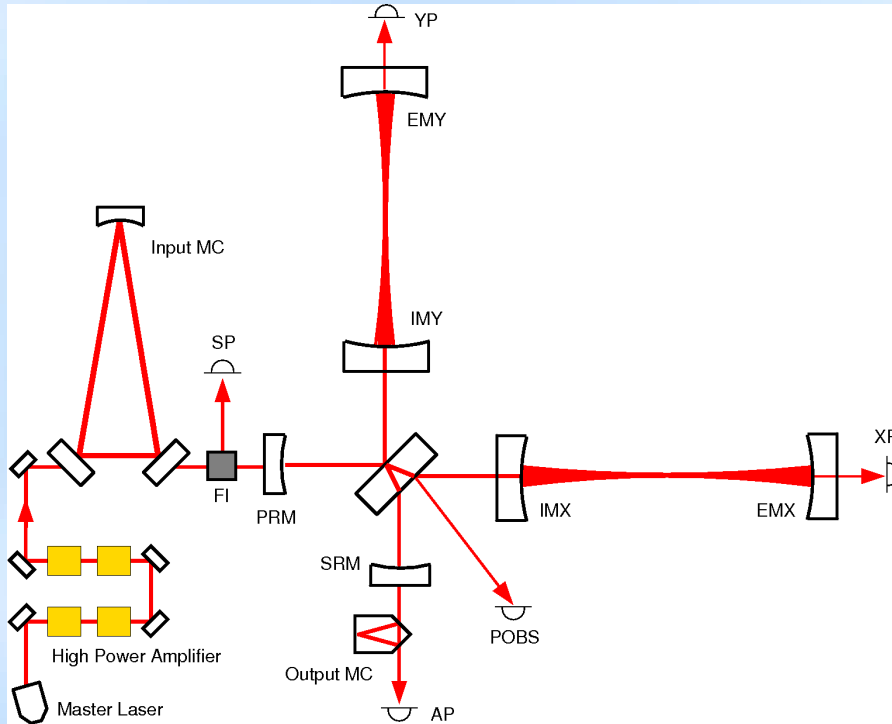
KAGRA (3 km, underground, cryogenic mirrors) in Japan will join

# The Detectors




O3 sensitivities

Advanced LIGO Target Design  
4 km arms




- Larger mirrors; better optical quality.
- Higher finesse of the arm cavities
- Increased laser power.
- Came on-line August 2017.

# Advanced Virgo



Mirror

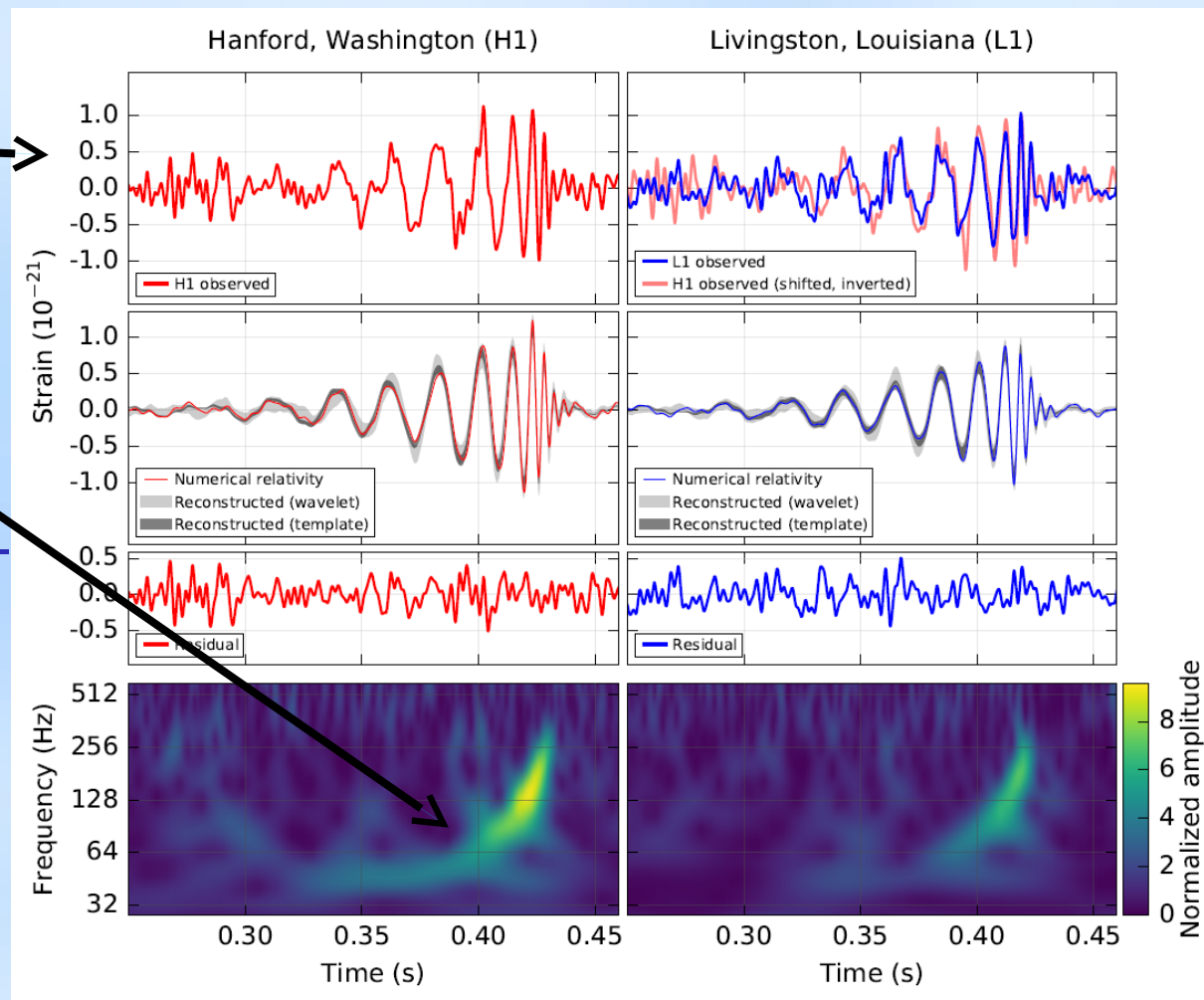


Beamsplitter

The optical components are very large, but their quality is exquisite.

# O1 – GW150914 – First Discovery

- Band-pass filter: 35-350 Hz
- L1-H1 time delay of about 7ms.
- Chirp signal, typical of binary coalescences.
- Detected by online burst-search pipelines.
- Confirmed later matched template searches.
- Combined SNR: 24.



# The Results

## Observation of Gravitational Waves from a Binary Black Hole Merger

B. P. Abbott *et al.*\*

(LIGO Scientific Collaboration and Virgo Collaboration)

(Received 21 January 2016; published 11 February 2016)

On September 14, 2015 at 09:50:45 UTC the two detectors of the Laser Interferometer Gravitational-Wave Observatory simultaneously observed a transient gravitational-wave signal. The signal sweeps upwards in frequency from 35 to 250 Hz with a peak gravitational-wave strain of  $1.0 \times 10^{-21}$ . It matches the waveform predicted by general relativity for the inspiral and merger of a pair of black holes and the ringdown of the resulting single black hole. The signal was observed with a matched-filter signal-to-noise ratio of 24 and a false alarm rate estimated to be less than 1 event per 203 000 years, equivalent to a significance greater than  $5.1\sigma$ . The source lies at a luminosity distance of  $410_{-180}^{+160}$  Mpc corresponding to a redshift  $z = 0.09_{-0.04}^{+0.03}$ . In the source frame, the initial black hole masses are  $36_{-4}^{+5}M_{\odot}$  and  $29_{-4}^{+4}M_{\odot}$ , and the final black hole mass is  $62_{-4}^{+4}M_{\odot}$ , with  $3.0_{-0.5}^{+0.5}M_{\odot}c^2$  radiated in gravitational waves. All uncertainties define 90% credible intervals. These observations demonstrate the existence of binary stellar-mass black hole systems. This is the first direct detection of gravitational waves and the first observation of a binary black hole merger.

DOI: 10.1103/PhysRevLett.116.061102

Primary black hole mass	$36_{-4}^{+5}M_{\odot}$
Secondary black hole mass	$29_{-4}^{+4}M_{\odot}$
Final black hole mass	$62_{-4}^{+4}M_{\odot}$
Final black hole spin	$0.67_{-0.07}^{+0.05}$
Luminosity distance	$410_{-180}^{+160}$ Mpc
Source redshift $z$	$0.09_{-0.04}^{+0.03}$





# GW170814 – 3 Detector Observation

## GW170814 : A three-detector observation of gravitational waves from a binary black hole coalescence

The LIGO Scientific Collaboration and The Virgo Collaboration

On August 14, 2017 at 10:30:43 UTC, the Advanced Virgo detector and the two Advanced LIGO detectors coherently observed a transient gravitational-wave signal produced by the coalescence of two stellar mass black holes, with a false-alarm-rate of  $\lesssim 1$  in 27000 years. The signal was observed with a three-detector network matched-filter signal-to-noise ratio of 18. The inferred masses of the initial black holes are  $30.5^{+5.7}_{-3.0} M_{\odot}$  and  $25.3^{+2.8}_{-4.2} M_{\odot}$  (at the 90% credible level). The luminosity distance of the source is  $540^{+130}_{-210}$  Mpc, corresponding to a redshift of  $z = 0.11^{+0.03}_{-0.04}$ . A network of three detectors improves the sky localization of the source, reducing the area of the 90% credible region from 1160 deg<sup>2</sup> using only the two LIGO detectors to 60 deg<sup>2</sup> using all three detectors. For the first time, we can test the nature of gravitational wave polarizations from the antenna response of the LIGO-Virgo network, thus enabling a new class of phenomenological tests of gravity.

Virgo has arrived!

A real world-wide network of gravitational wave detectors.



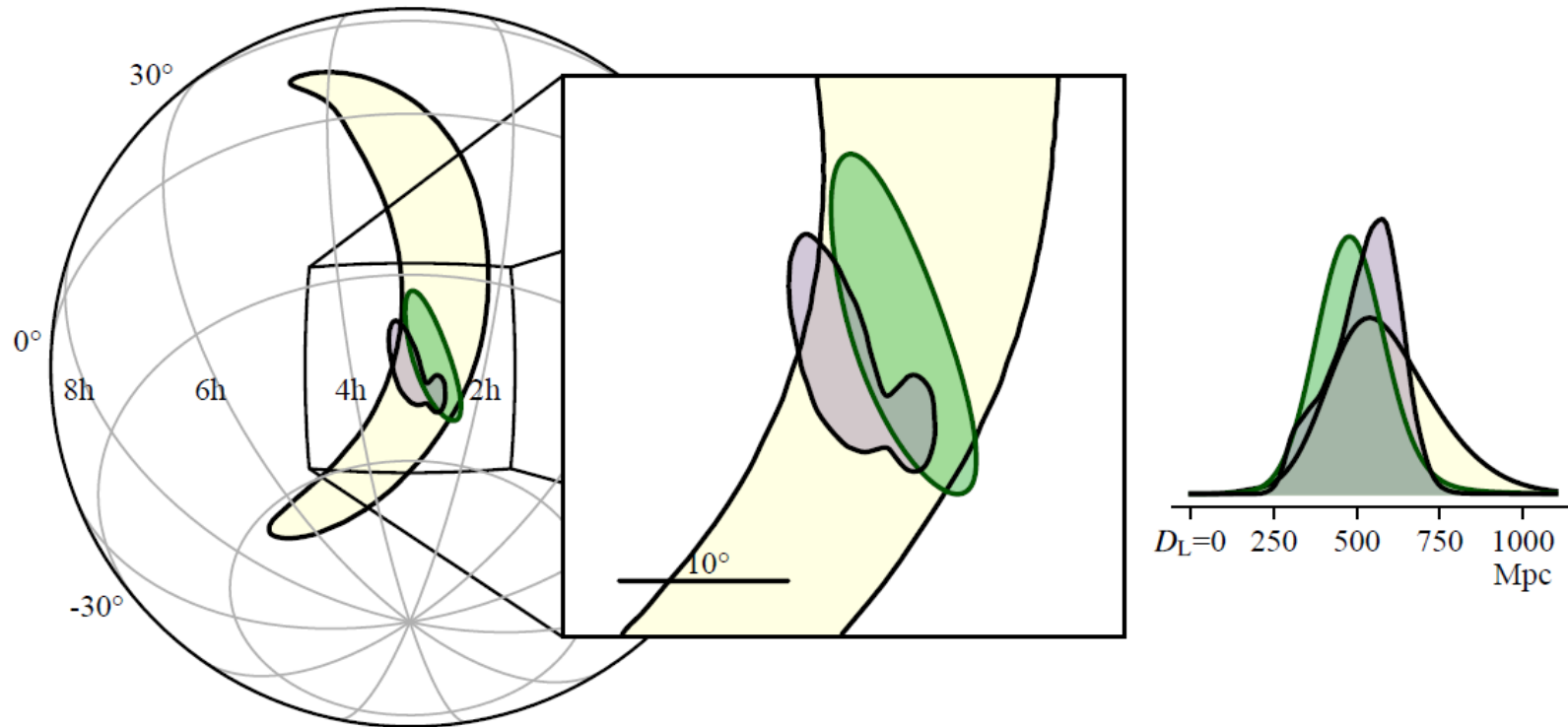
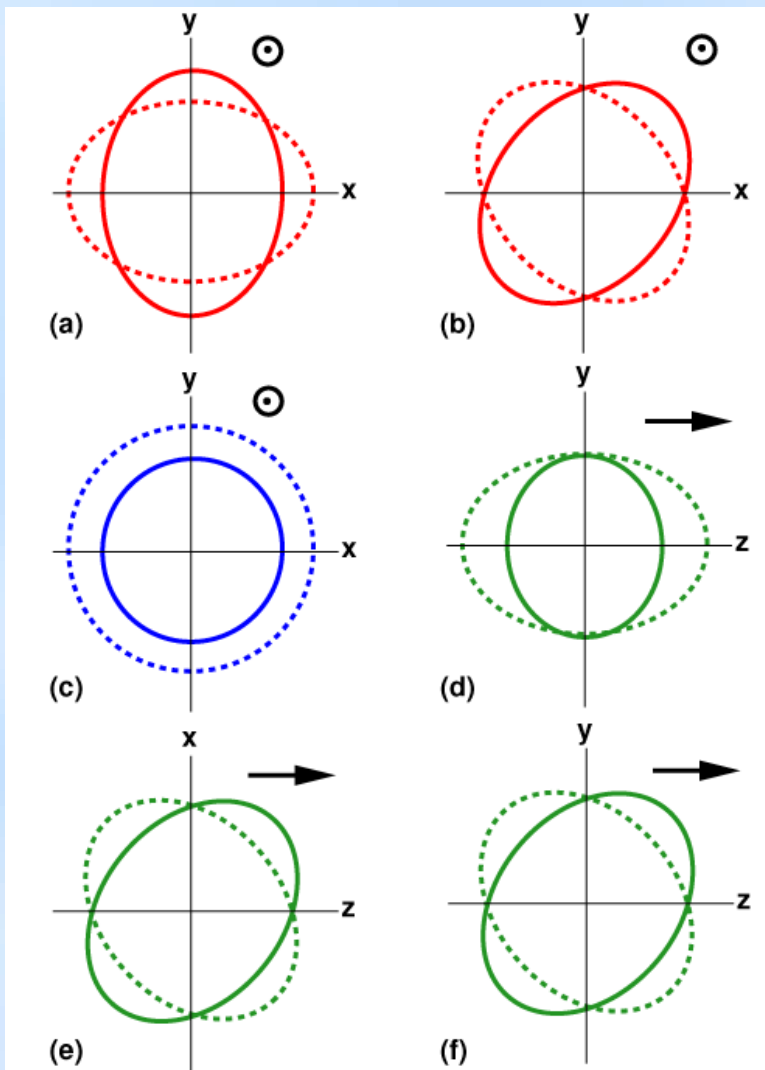


FIG. 3: Localization of GW170814. The rapid localization using data from the two LIGO sites is shown in yellow, with the inclusion of data from Virgo shown in green. The full Bayesian localization is shown in purple. The contours represent the 90% credible regions. The left panel is an orthographic projection and the inset in the center is a gnomonic projection; both are in equatorial coordinates. The inset on the right shows the posterior probability distribution for the luminosity distance, marginalized over the whole sky.



We now have a network of detectors with different orientations (2 LIGO are almost co-aligned, Virgo is not).


Allows the study of polarization of the gravitational waves.

Results favor purely tensor polarization against purely vector and purely scalar.

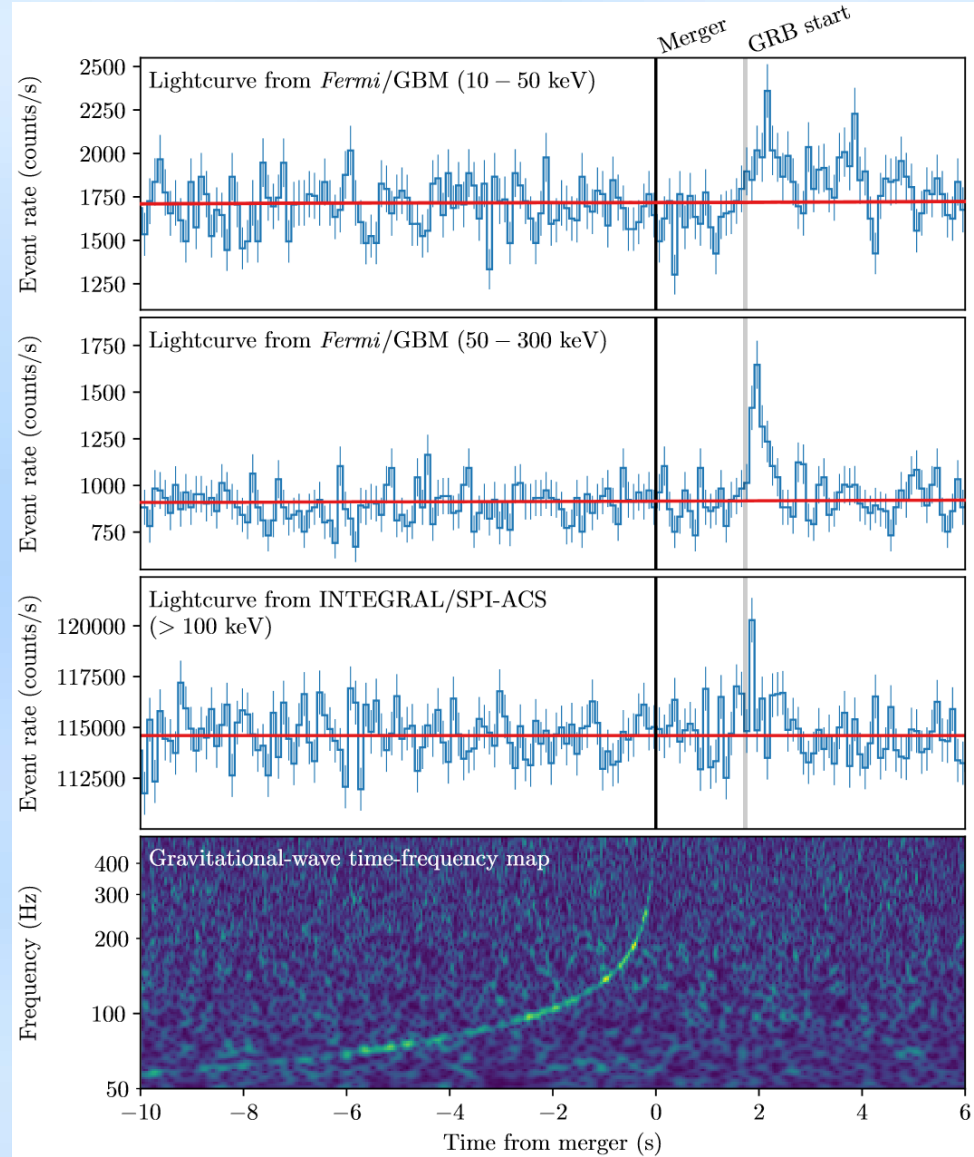
Tests of GR performed similar to those carried out for the previous confirmed detections — similar results, consistent with the predictions of Einstein's theory.

Post-Newtonian tests, signal consistency, ...

# GW170817 – The Birth of GW Multi-Messenger Astronomy



17 August 2017

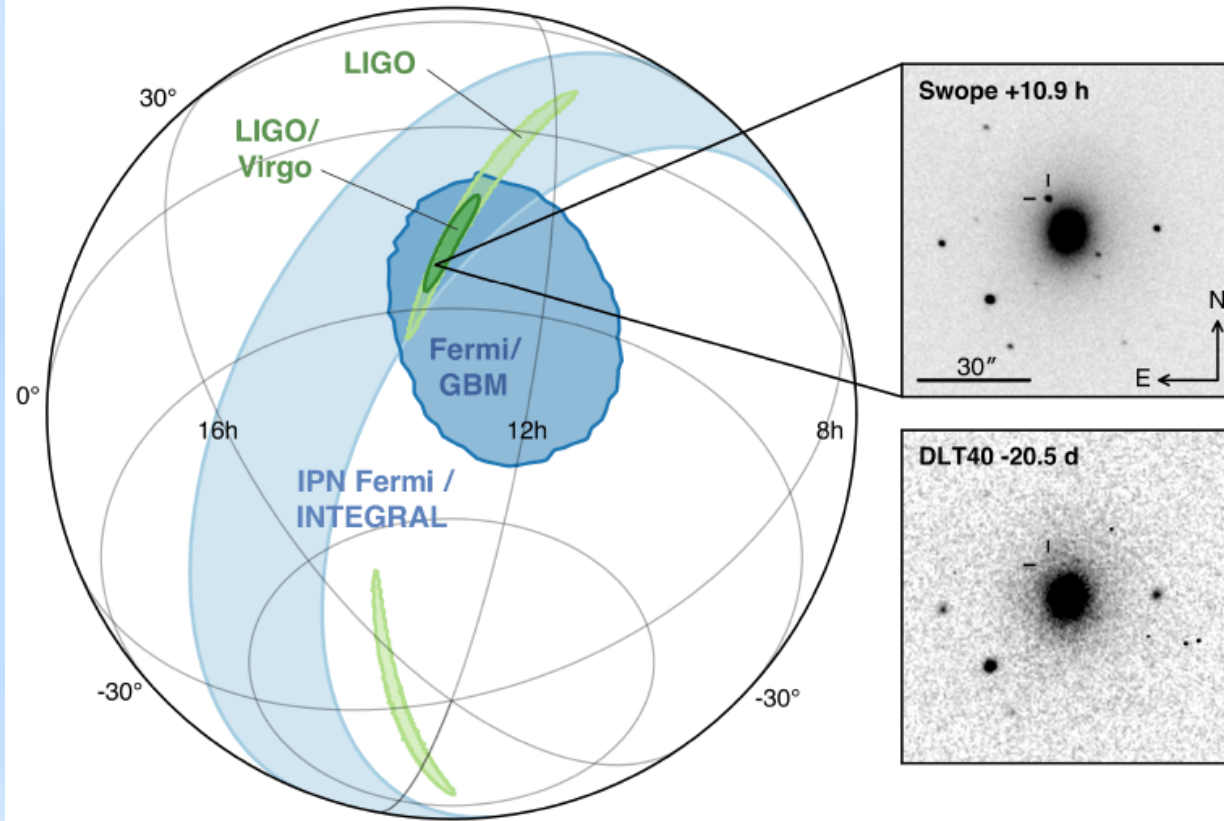


# GW170817 – Host Galaxy Found

MMA — LIGO-P1700294-v4

5

$T_0 + 12$  hours :  
Alert sent from  
1m2H Swope



**Figure 1.** Localization of the gravitational-wave, gamma-ray, and optical signals. The left panel shows an orthographic projection of the 90% credible regions from LIGO ( $190 \text{ deg}^2$ , light green), the initial LIGO-Virgo localization ( $31 \text{ deg}^2$ , dark green), IPN triangulation from the time delay between *Fermi* and *INTEGRAL* (light blue), and *Fermi* GBM (dark blue). The inset shows the location of the apparent host galaxy NGC 4993 in the Swope optical discovery image at 10.9 hours after the merger (top right) and the DLT40 pre-discovery image from 20.5 days prior to merger (bottom right). The reticle marks the position of the transient in both images.

# Kilonova

SSS17a

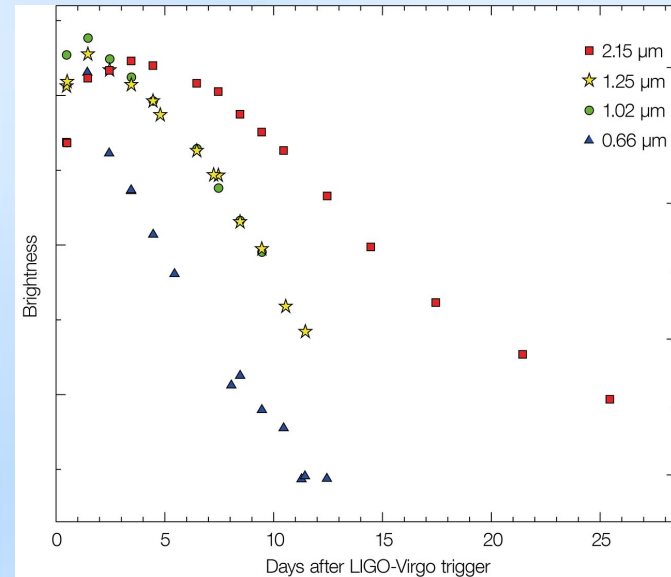


August 17, 2017



August 21, 2017

Swope & Magellan Telescopes



An initially blue signals that fades and turns to red.

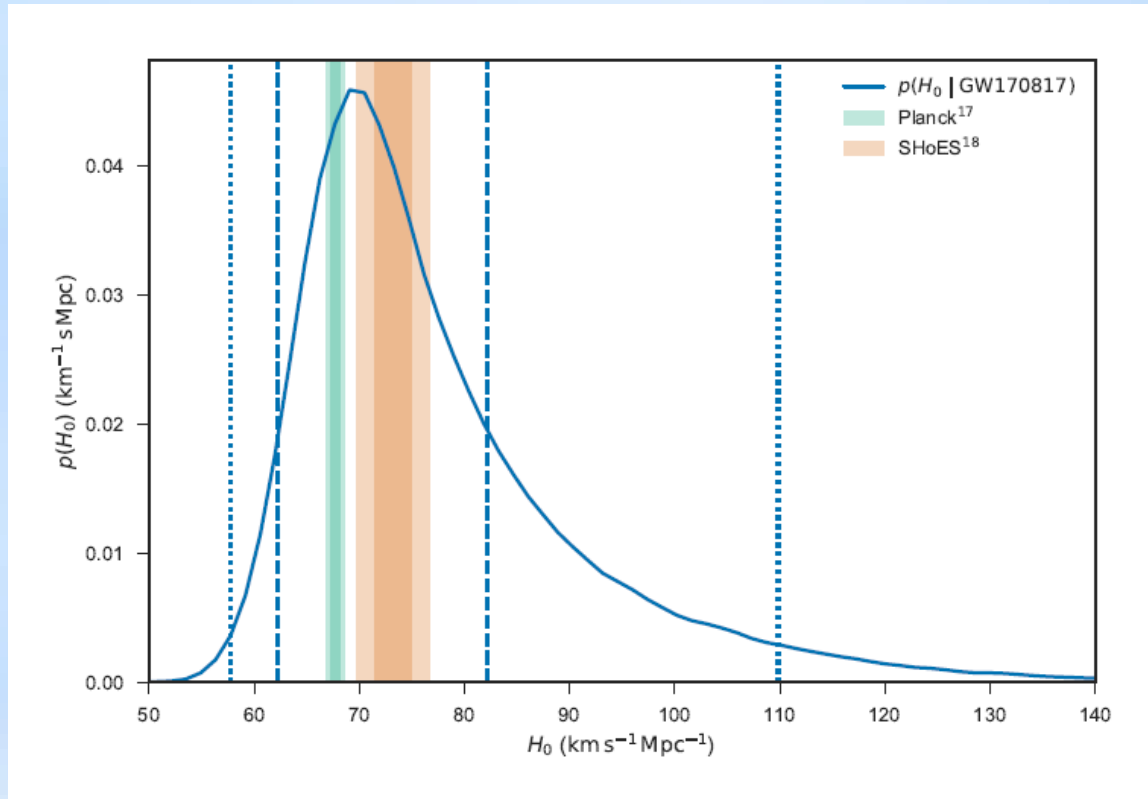
Future -  
Rapid follow-up of events a necessity.  
For example, GRANDMA network.

There might not be a gamma-ray burst, hence  
need to directly find kilonova in UV-optical-IR

*All that glitters is not gold—  
Often have you heard that told.*

# A New Measurement of the Hubble Constant

We determine the Hubble constant to be  $70.0^{+12.0}_{-8.0} \text{ km s}^{-1} \text{ Mpc}^{-1}$



“Our measurement combines the distance to the source inferred purely from the gravitational-wave signal with the recession velocity inferred from measurements of the redshift using electromagnetic data.”

Future: More observations and a better estimate of  $H_0$ .

Break tension  $H_0$ ?

# Tidal Effects and Equation of State of Nuclear Material

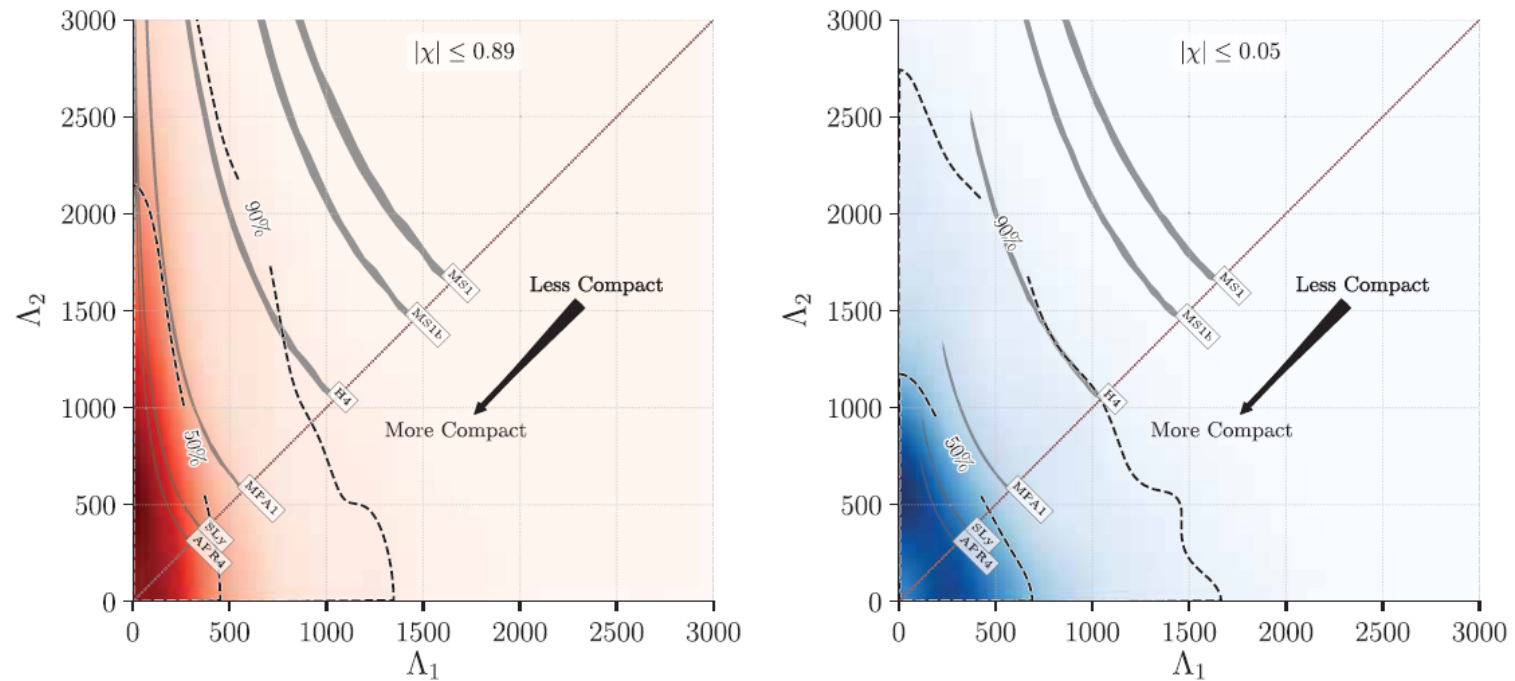
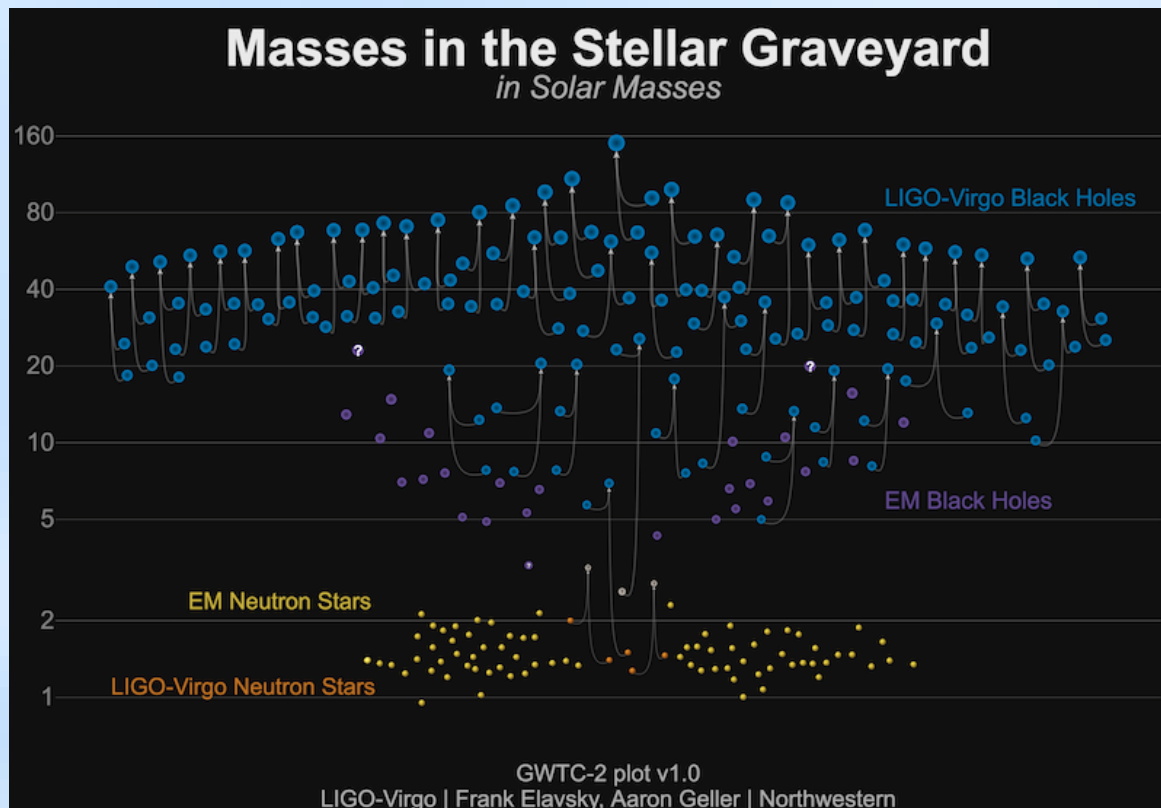


FIG. 5. Probability density for the tidal deformability parameters of the high and low mass components inferred from the detected signals using the post-Newtonian model. Contours enclosing 90% and 50% of the probability density are overlaid (dashed lines). The diagonal dashed line indicates the  $\Lambda_1 = \Lambda_2$  boundary. The  $\Lambda_1$  and  $\Lambda_2$  parameters characterize the size of the tidally induced mass deformations of each star and are proportional to  $k_2(R/m)^5$ . Constraints are shown for the high-spin scenario  $|\chi| \leq 0.89$  (left panel) and for the low-spin  $|\chi| \leq 0.05$  (right panel). As a comparison, we plot predictions for tidal deformability given by a set of representative equations of state [156–160] (shaded filled regions), with labels following [161], all of which support stars of  $2.01M_\odot$ . Under the assumption that both components are neutron stars, we apply the function  $\Lambda(m)$  prescribed by that equation of state to the 90% most probable region of the component mass posterior distributions shown in Fig. 4. EOS that produce less compact stars, such as MS1 and MS1b, predict  $\Lambda$  values outside our 90% contour.

Future: Important opportunity for nuclear physicists





O3 – April 2019 to March 2020. Stopped early due to Covid.

Catalog of 50 events through first half of O3, O3a

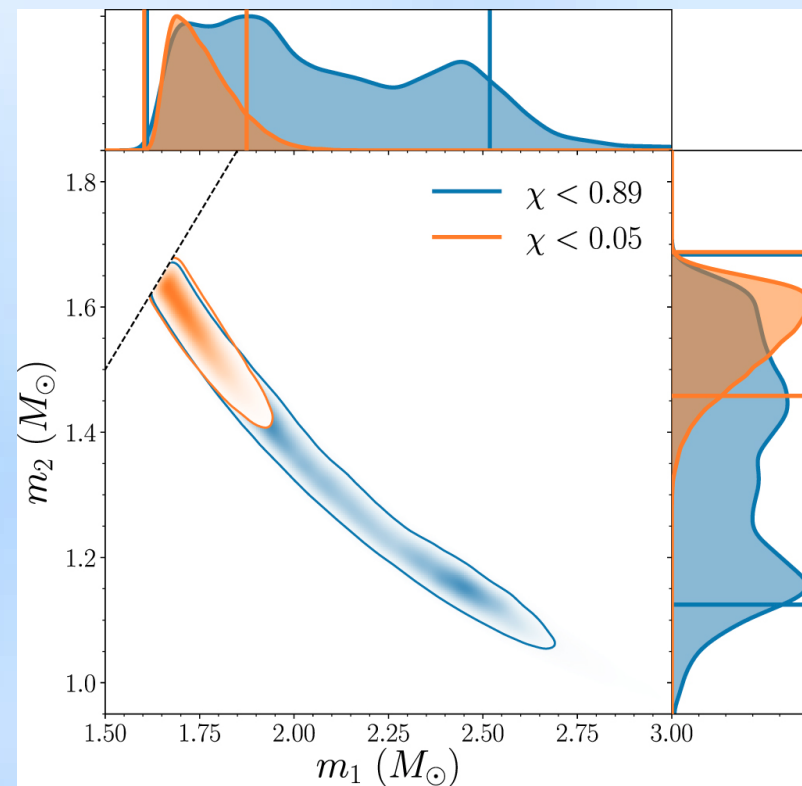
Culmative catalog

2 binary neutron star mergers

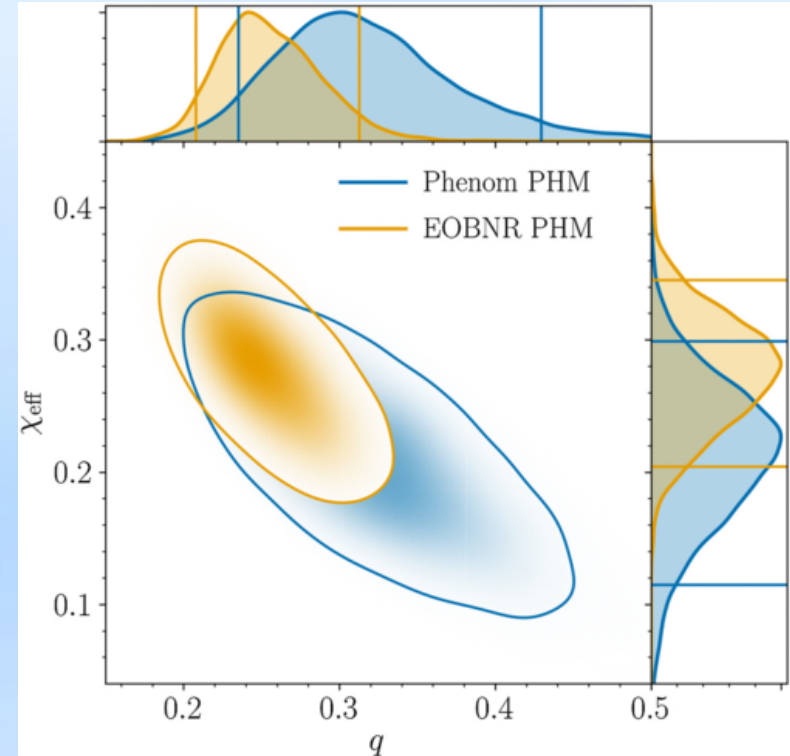
Majority of events are binary black holes

Coming soon, catalog including second half of O3

- 2<sup>nd</sup> binary neutron star observation
- Total Mass  $\sim 3.4 M_{\odot}$ 
  - $M_1 = 1.61 - 2.52 M_{\odot}$
  - $M_2 = 1.12 - 1.68 M_{\odot}$
- Heaviest binary neutron star system
- No EM counterpart observed, 159 Mpc
- GW170817 Total Mass  $\sim 2.74 M_{\odot}$
- Heaviest neutron star known from EM observations (PSR J0740+6620)  $M \sim 2.05-2.24$



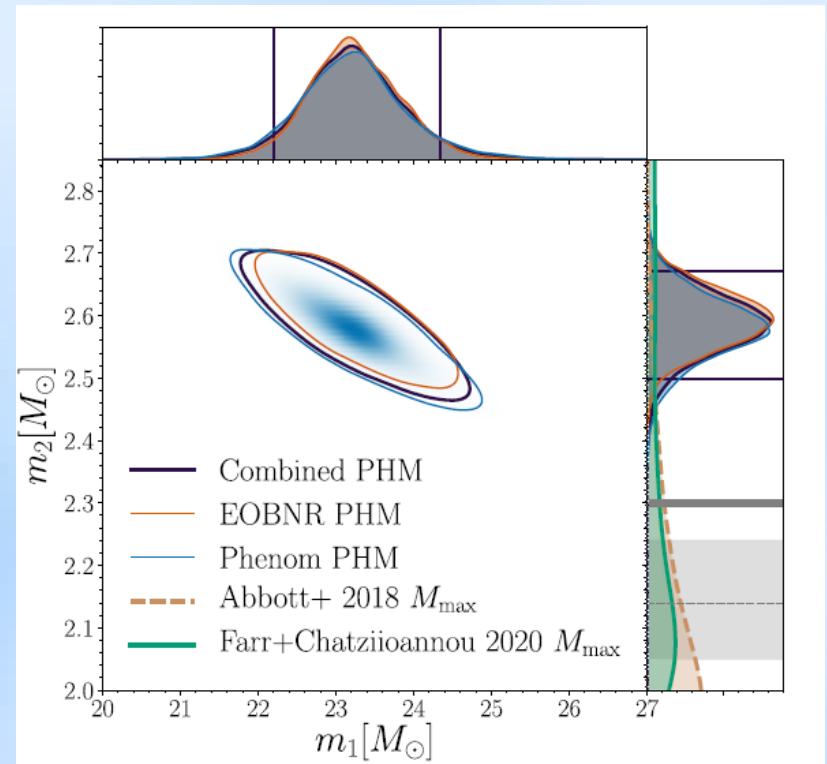
- Unequal mass binary black hole merger
- $M_1 \sim 30 M_\odot$ ,  $M_2 \sim 8 M_\odot$
- Asymmetric systems emit gravitational waves with stronger contributions from higher multipoles
- Observe strong evidence for gravitational radiation beyond the leading quadrupolar order in observed signal.



Spin vs. mass  
ratio,  $q = M_2/M_1$

# Interesting O3a Events - GW190814

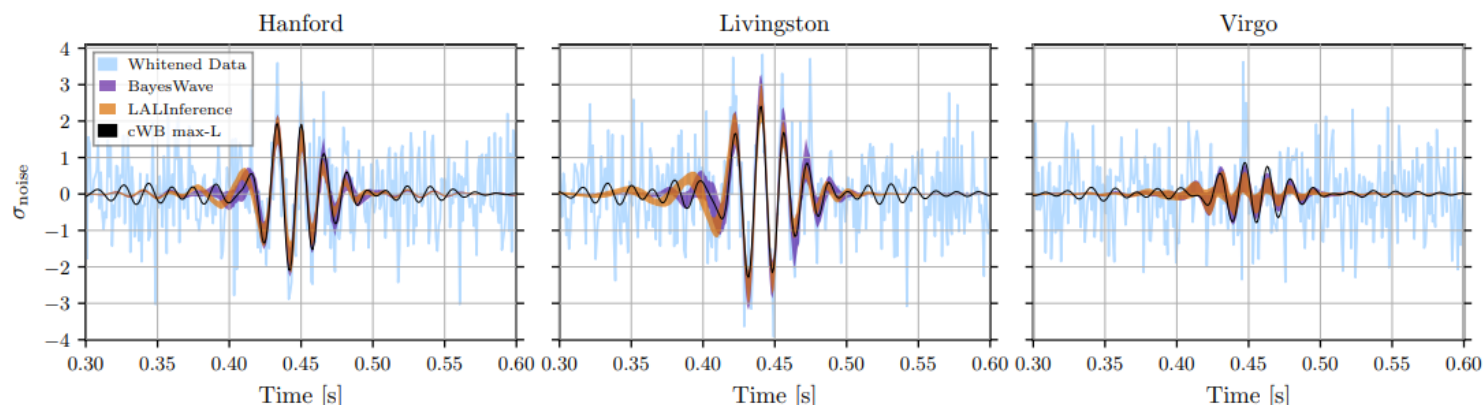
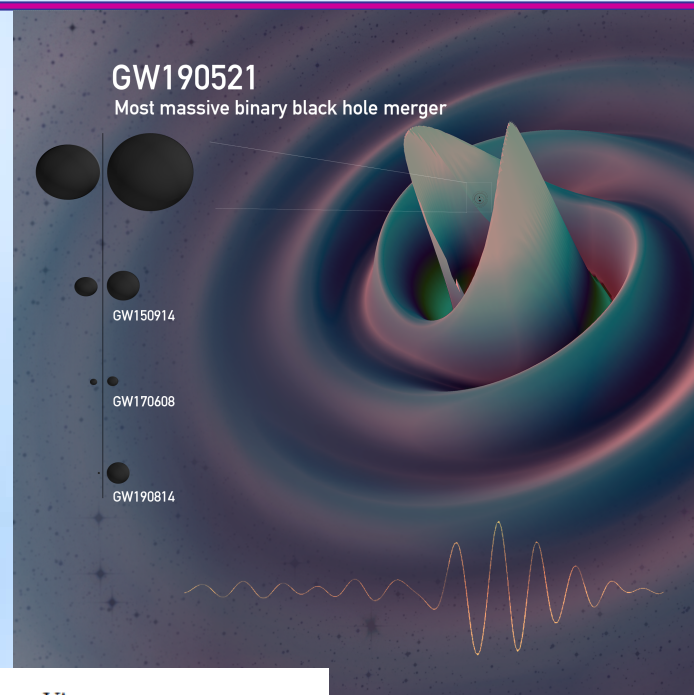
- Another unequal compact binary merger
- $M_1 \sim 23 M_\odot$ ,  $M_2 \sim 2.50 - 2.67 M_\odot$
- What is  $M_2$ ?
  - A very large neutron star?
  - A very small black hole?
- Above the heaviest known neutron star, MSP J0740+6620
- Below the typical masses of black holes detected indirectly through EM observations.
- Mass is compatible with remnant of a binary neutron star merger
- GW190814 poses a challenge for our understanding of the population of merging compact binaries



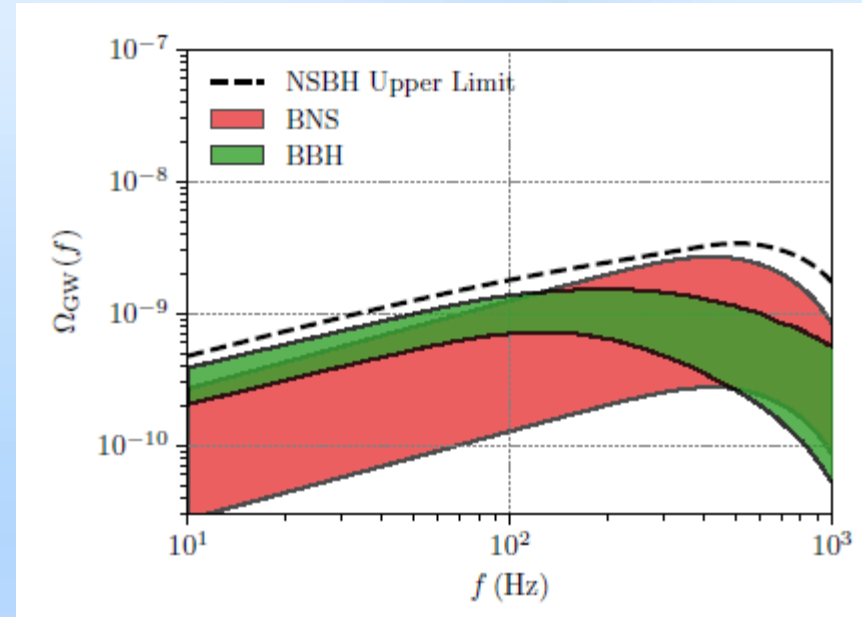
GW190814: “Signal models that exclude higher multipoles or precession do not constrain the secondary mass as well.”

# Interesting O3a Events - GW190521

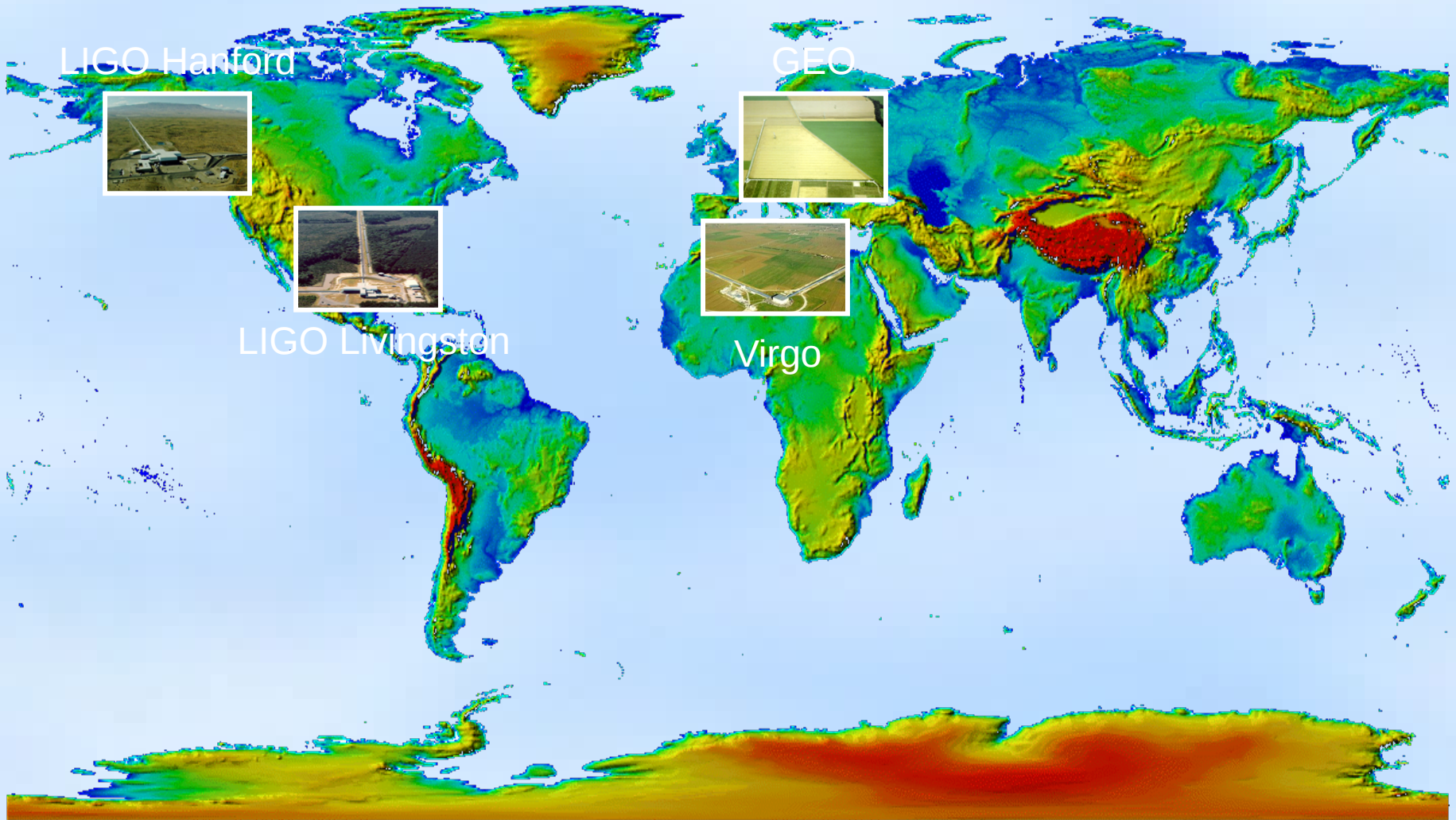
- The GW signal is consistent with a BBH merger source, with total mass of **150  $M_{\odot}$** .
  - $M_1 \sim 85 M_{\odot}$ ,  $M_2 \sim 66 M_{\odot}$ ,  $M_{\text{final}} \sim 142 M_{\odot}$
  - 5.3 Gpc,  $z \sim 0.82$ ; age of universe was 6.7 Gyr
- System had large spin in orbital plane  $\rightarrow$  precession
- The final merged (remnant) black hole is an **Intermediate Mass Black Hole (IMBH)**.
- The more massive of the two BHs in binary is  $\sim 85 M_{\odot}$ , **in the Pair Instability Supernova mass gap.**
- It may itself be the result of a previous BBH merger.



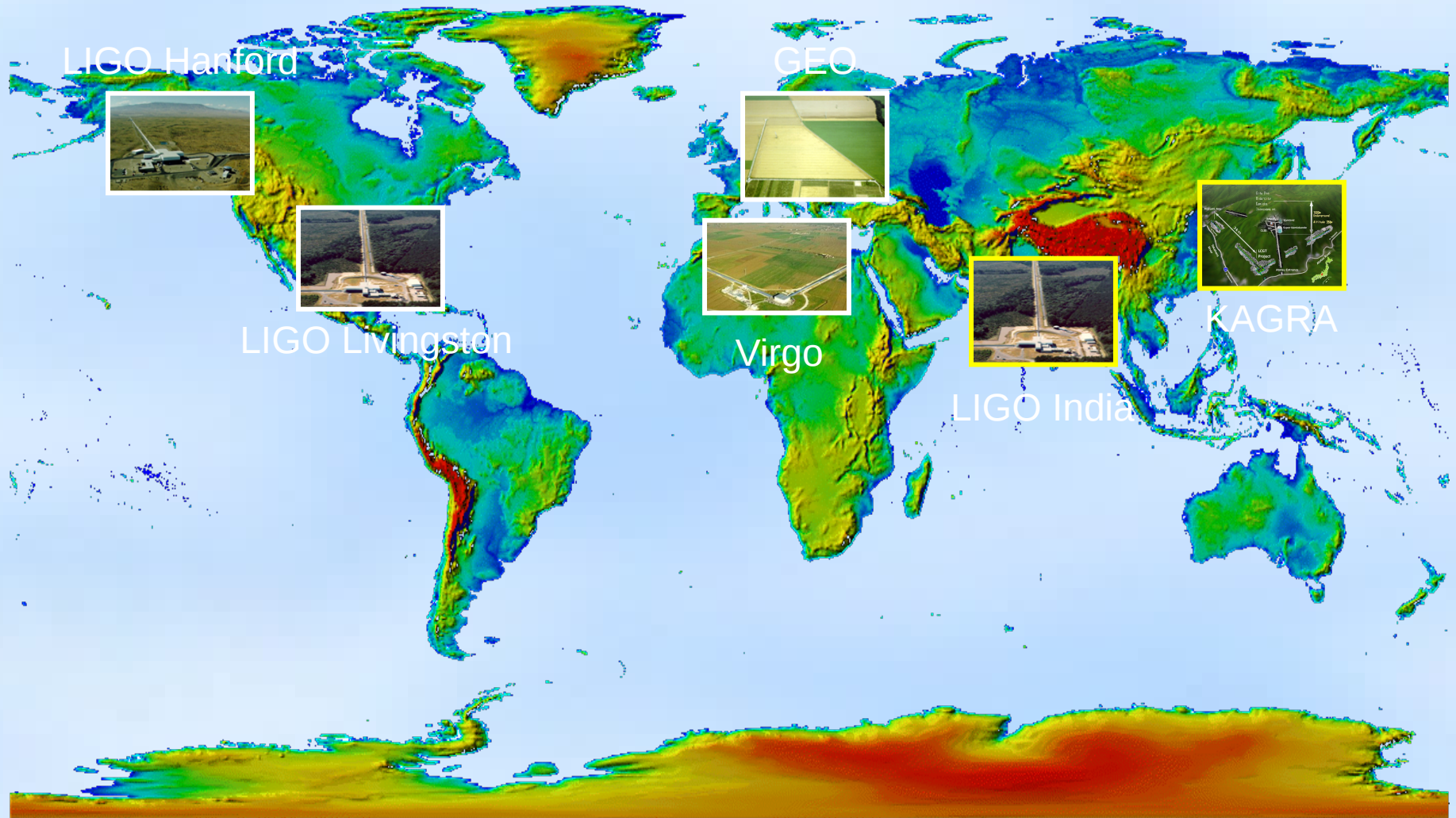
- Upper limit on normalized energy density  $\Omega_{\text{GW}} < 5.8 \times 10^{-9}$  at 25 Hz
- Approaching level of stochastic background binary produced by compact binary mergers over the history of the universe
- Ultimate goal is to detect a stochastic background from early Universe
  - Astrophysical sources obscure this signal



# A detector network

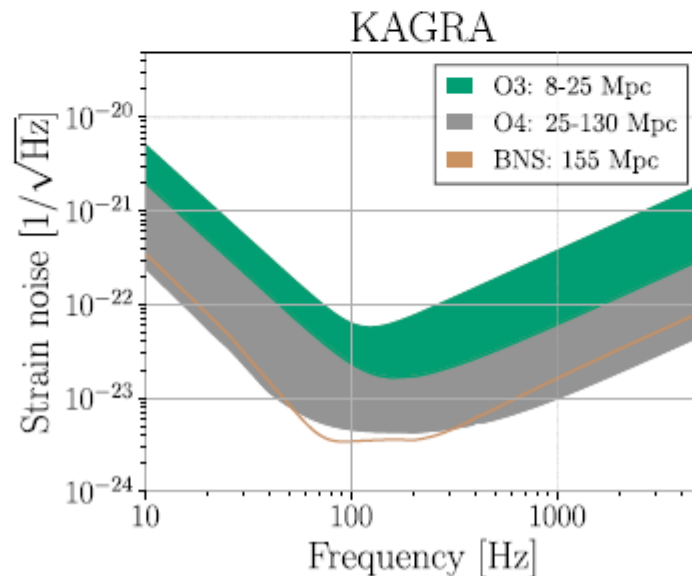
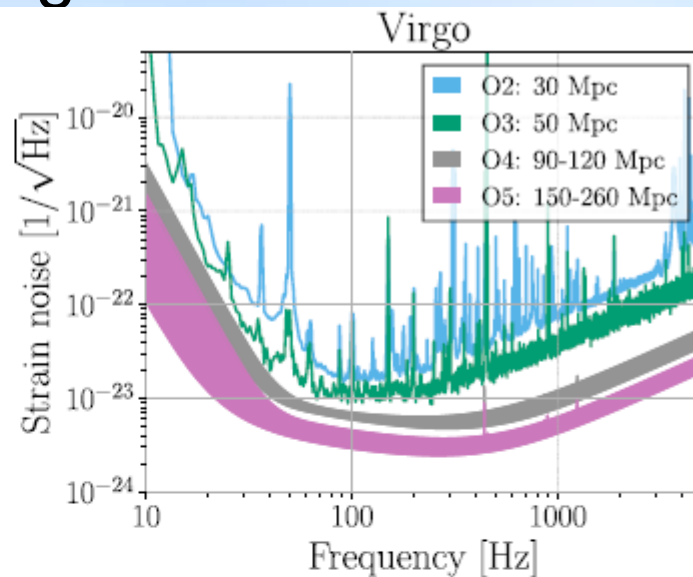
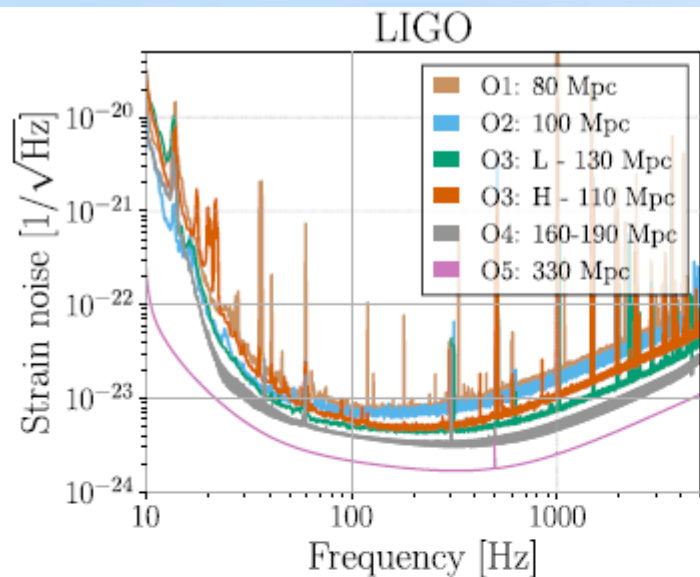


# An even better detector network





# Expected Advanced LIGO-Virgo-KAGRA Sensitivities

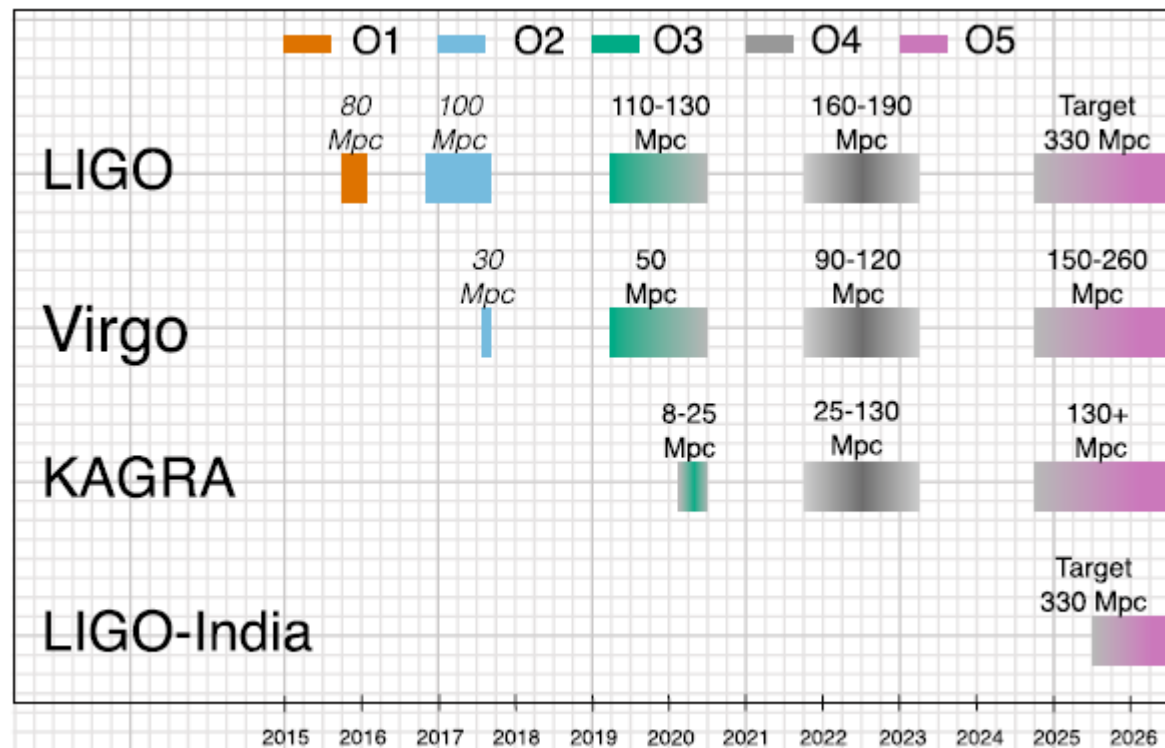


O4, mid to late 2022, LIGO – Virgo - KAGRA

# Future Observing Runs

**Table 2** Achieved and projected detector sensitivities for a  $1.4 M_{\odot} + 1.4 M_{\odot}$  BNS system, a  $30 M_{\odot} + 30 M_{\odot}$  BBH system, a  $1.4 M_{\odot} + 10 M_{\odot}$  NSBH system, and for two unmodeled burst signals

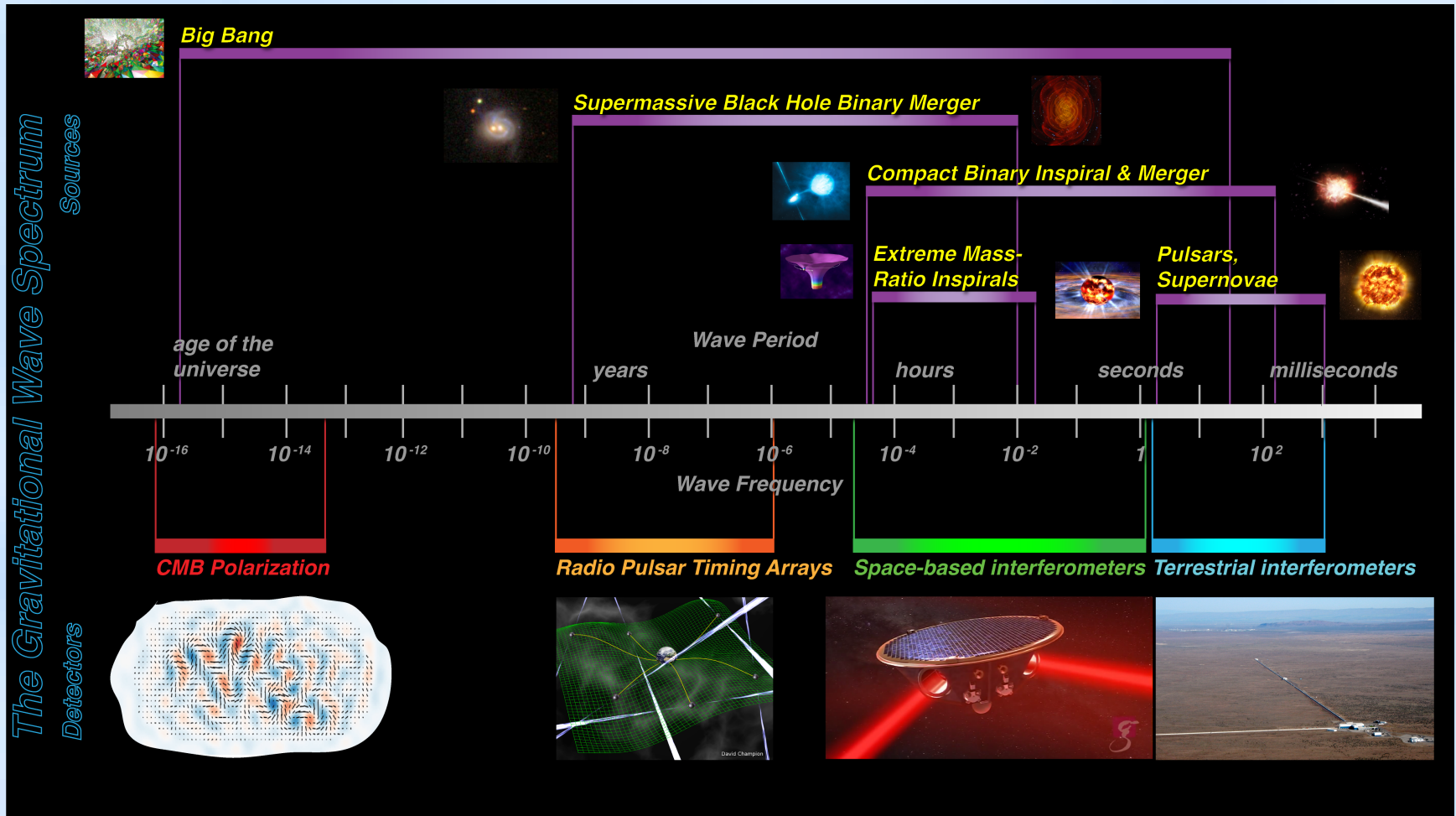
		O1	O2	O3	O4	O5
BNS range (Mpc)	aLIGO	80	100	110–130	160–190	330
	AdV	–	30	50	90–120	150–260
	KAGRA	–	–	8–25	25–130	130+
BBH range (Mpc)	aLIGO	740	910	990–1200	1400–1600	2500
	AdV	–	270	500	860–1100	1300–2100
	KAGRA	–	–	80–260	260–1200	1200+
NSBH range (Mpc)	aLIGO	140	180	190–240	300–330	590
	AdV	–	50	90	170–220	270–480
	KAGRA	–	–	15–45	45–290	290+



# LIGO – Virgo - KAGRA Summary


- Gravitational waves have been observed: black holes and neutron stars
- The universe has more stellar mass black holes than expected
- Gravitational-wave multi-messenger astronomy has started!
- Observing run O3 completed, 50 detections announced for O1 + O2 + O3a
- Results from O3b still to be announced
- O4 will start in mid to late 2022.
- KAGRA will participate to O4
- LIGO-India will join in ~ 2027
- The future looks bright for ground based detectors

# Gravitational Wave Spectrum



# Third Generation Gravitational Wave Detectors

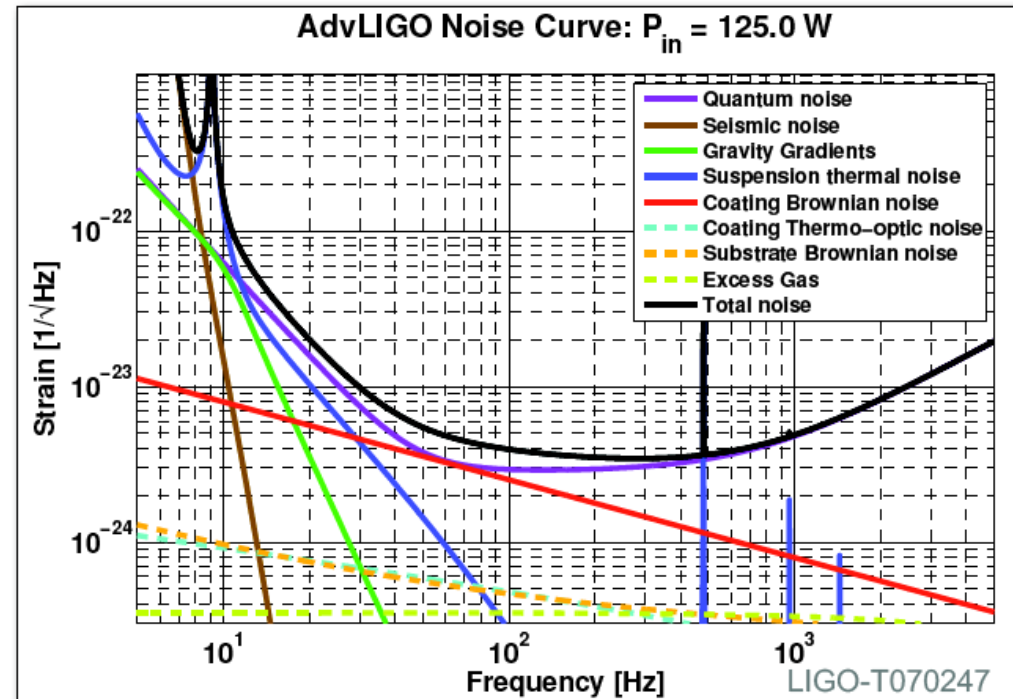
## Einstein Telescope



- Underground to reduced seismic noise.
- 10 km arms
- Cryogenic mirrors
- Lower frequency limit,  $\sim 1$  Hz
- 10 x better sensitivity than 2<sup>nd</sup> generation detectors
- Farther back in the universe

# Noise Sources Limiting the 2G Detectors

- **Quantum noise** limits most of the frequency range.
- **Coating Brownian noise** limits in the range from 50 to 100Hz.
- Below  $\sim 15$ Hz we are limited by 'walls' made of **Suspension Thermal**, **Gravity Gradient** and **Seismic noise**.
- And then there are the, often not mentioned, 'technical' noise sources which trouble the commissioners so much.



## 3<sup>rd</sup> Generation Detectors, To Do List

- Increase arm length, 3km  $\rightarrow$  10 km: decrease all displacement noises by  $\sim 3$
- Optimizing signal recycling (tuned SR)
- Increase laser power: 125 W to 500 W at IFO input. Reduce shot noise but increase radiation pressure
- Quantum noise suppression: squeezed light
- Increase the beam size  $\rightarrow$  decrease coating Brownian noise
- Cool the test masses: 20 K and decrease Brownian noise
- Longer suspensions: 50 m, 5 stage, corner frequency 0.16 Hz and bring seismic noise wall from 10 Hz down to 1.5 Hz
- Go underground: decrease seismic noise and gravity gradient noise
- Gravity gradient suppression (seismic arrays)
- Heavier mirrors: 42 kg  $\rightarrow$  120 kg, reduce radiation pressure noise

# Einstein Telescope – Very Ambitious Goals

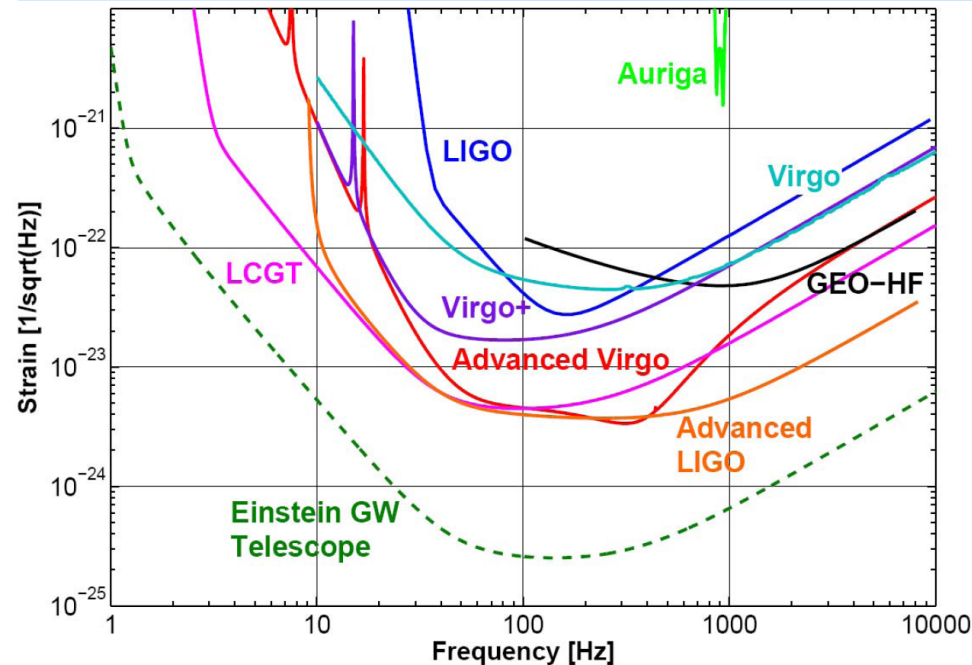
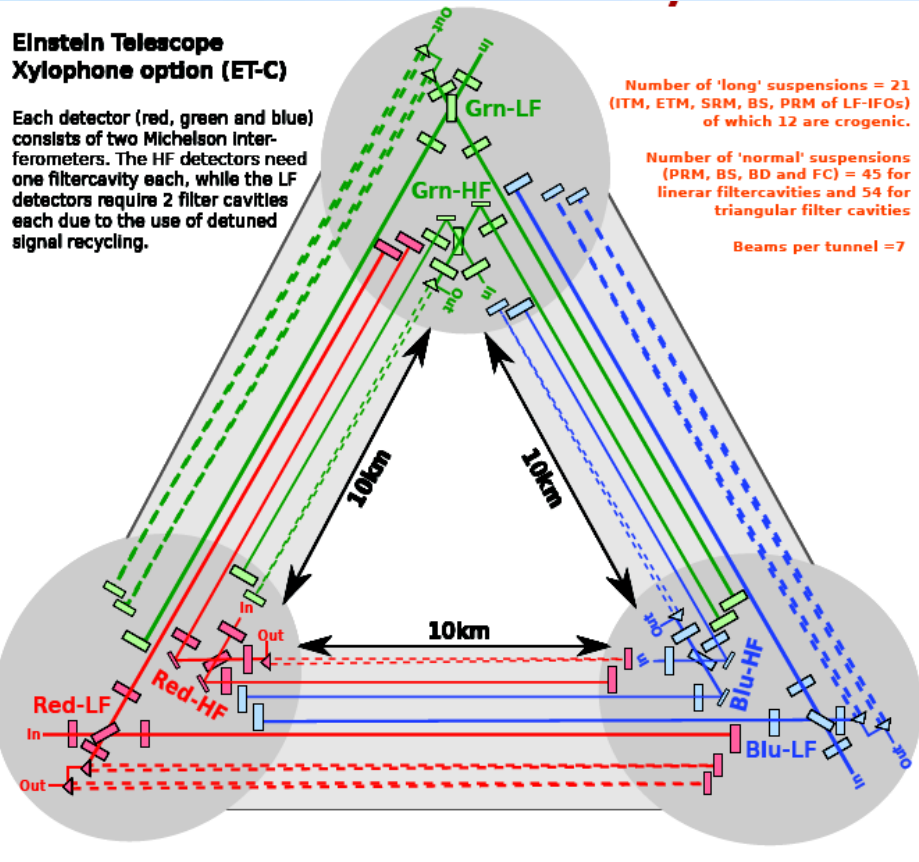
## Einstein Telescope Xylophone option (ET-C)

Each detector (red, green and blue) consists of two Michelson Interferometers. The HF detectors need one filtercavity each, while the LF detectors require 2 filter cavities each due to the use of detuned signal recycling.

Number of 'long' suspensions = 21  
(ITM, ETM, SRM, BS, PRM of LF-IFOs)  
of which 12 are cryogenic.

Number of 'normal' suspensions  
(PRM, BS, BD and FC) = 45 for  
linear filtercavities and 54 for  
triangular filter cavities

Beams per tunnel = 7



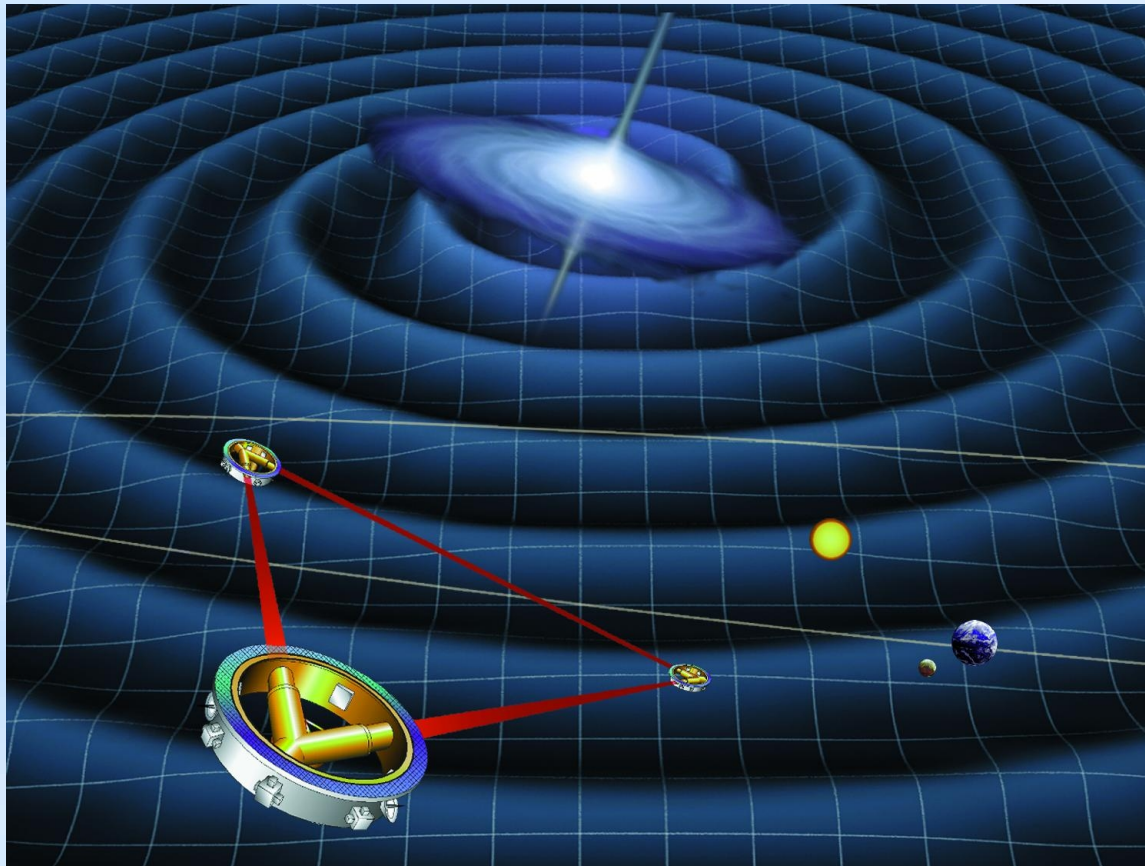
As well, in the US:  
LIGO Voyager, 4 km cryogenic  
Cosmic Explorer: 40 km interferometer



## 3G Science

- Advance exploration of extremes of gravity and astrophysics
- Address fundamental questions in physics and astronomy
- Provide insights into most powerful events in the Universe
- Reveal new objects and phenomena
- Try to identify observations that:
  - Will lead to breakthrough science
  - Are uniquely available with gravitational wave observations, possibly in conjunction with EM observations
  - Can only be achieved with the sensitivity of 3rd generation detectors such as Einstein Telescope

# Laser Interferometer Space Antenna - LISA



Present plan: 3 Interferometers  
 $2.5 \times 10^6$  km arm lengths

ESA – All Systems GO!

Planned launch 2034

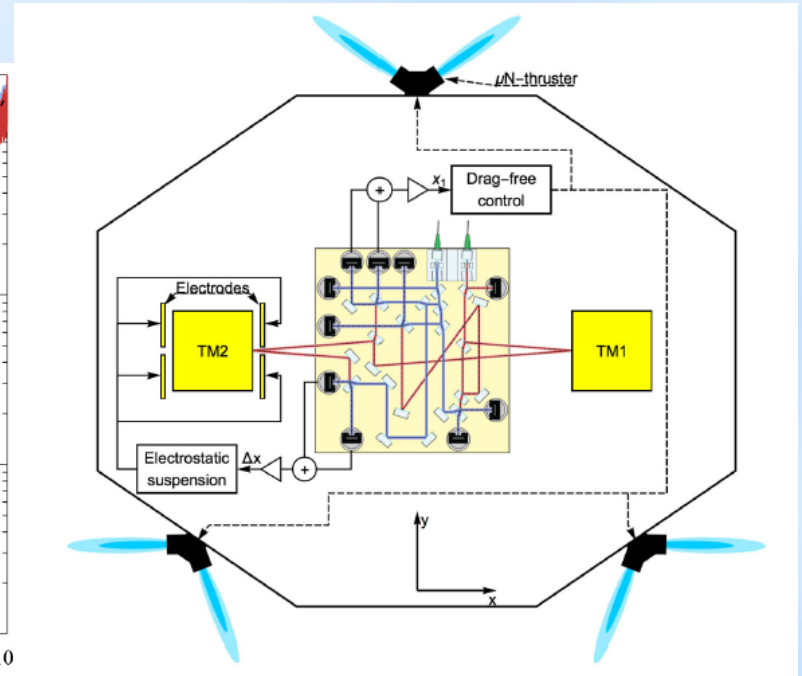
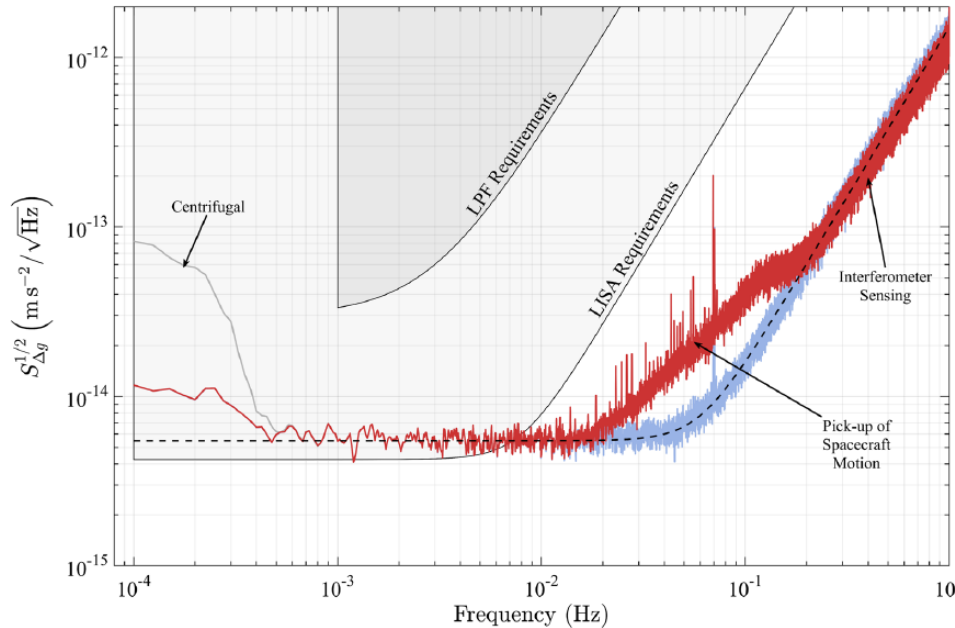
NASA as a junior partner

LIGO-Virgo GW events  
and Lisa Pathfinder  
success have helped  
significantly

Tremendous activity at  
Present

Major French involvement

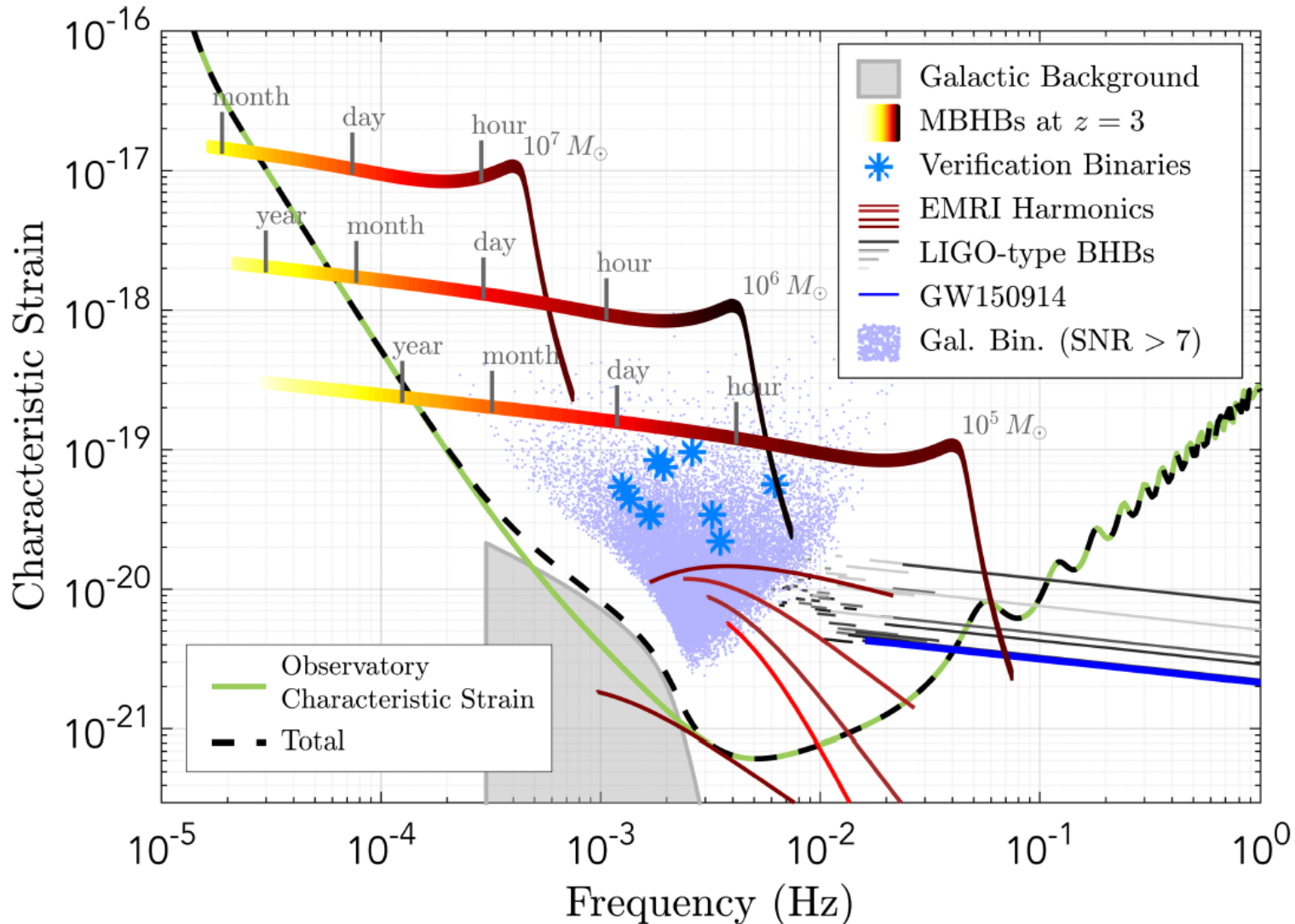
# LISA Pathfinder – Demonstrating LISA Technology



LISA Pathfinder worked! Exceeded requirements. Still, operation was not perfect, and there is lots of experimental work to do before LISA.

A set of cold gas micro-newton thrusters to ensure the spacecraft follows TM1. A second control loop forces TM2 to stay at a fixed distance from TM1 and thus centered in its own electrode housing.

# LISA Physics



1702.00786

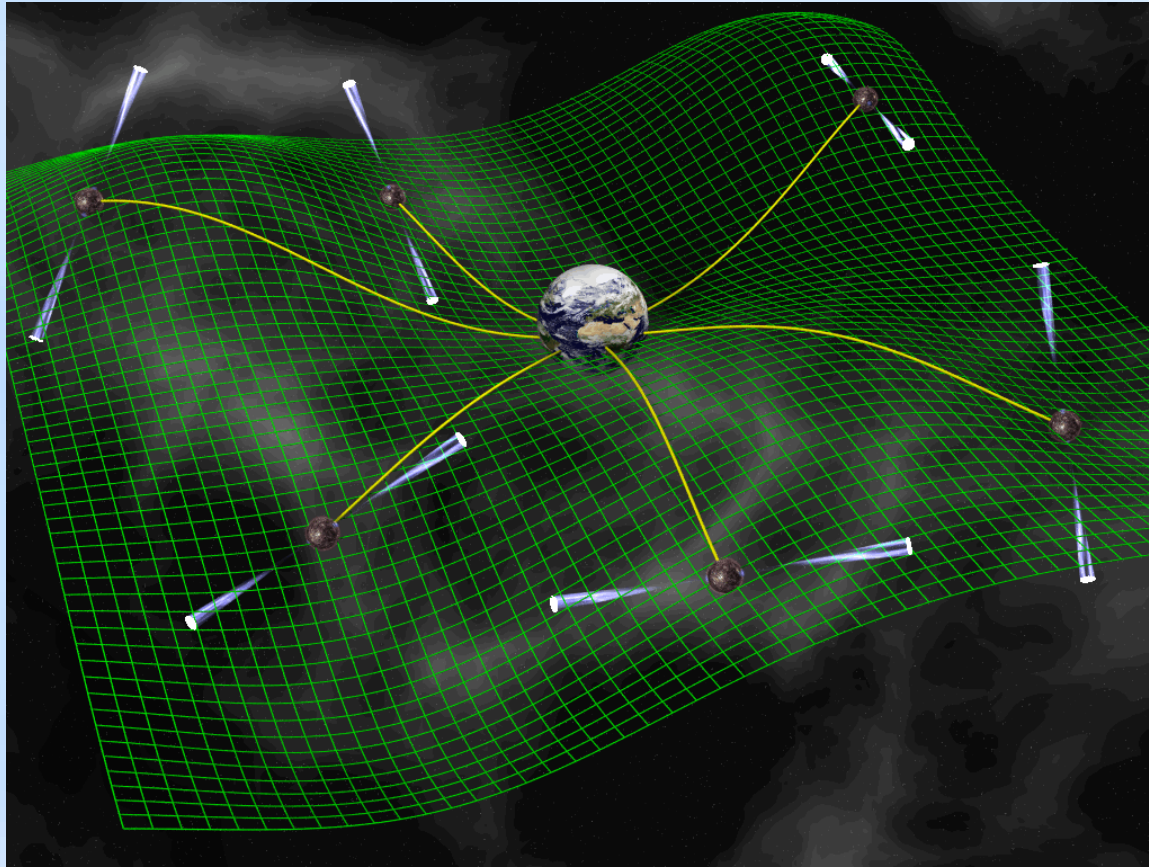
Characteristic strain amplitude versus frequency (arm length  $2.5 \times 10^6$  km, 1-yr observations).

## IMBH: Bridge from Stellar Mass to SMBH

---

- LIGO-Virgo, BBH systems with 100s of solar mass
- Einstein Telescope and Cosmic Explorer, BBH systems with 1000s of solar mass
- LISA, BBH systems with millions of solar mass
- A tremendous opportunity to measure the BBH systems from stellar mass to SMBH
- **This can only be done with gravitational wave observations!**

# Pulsar Timing



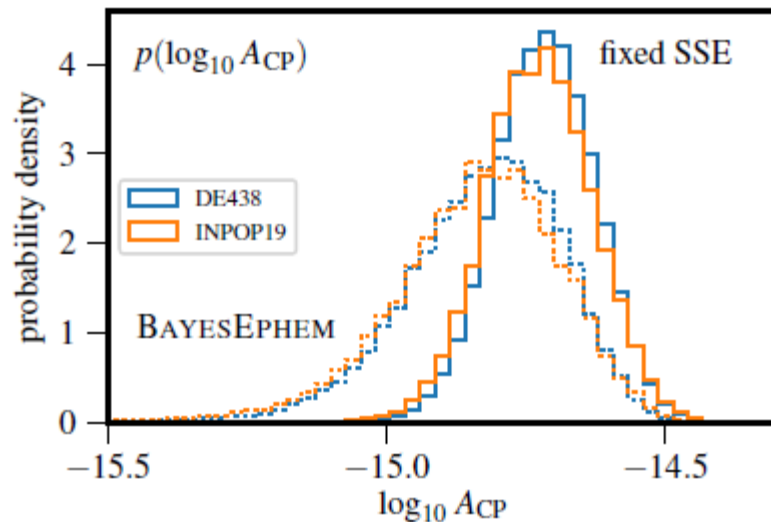
arXiv:1211.4590

Distant pulsars send regular radio pulses – highly accurate clocks.  
A passing gravitational wave would change the arrival time of the pulse.

Numerous collaborations around the world. Interesting upper limits and likely  
detections in the near future.

# NANOGrave 12.5 Data Set – A Hint At A Signal?

The NANOGrav 12.5-year Data Set:  
Search For An Isotropic Stochastic Gravitational-Wave Background



**Figure 2.** Bayesian posteriors for the ( $f_{yr} = 1\text{yr}^{-1}$ ) amplitude  $A_{CP}$  of a common-spectrum process, modeled as a  $\gamma = 13/3$  power law using only the lowest five component frequencies. The posteriors are computed for the

First hint of a signal?

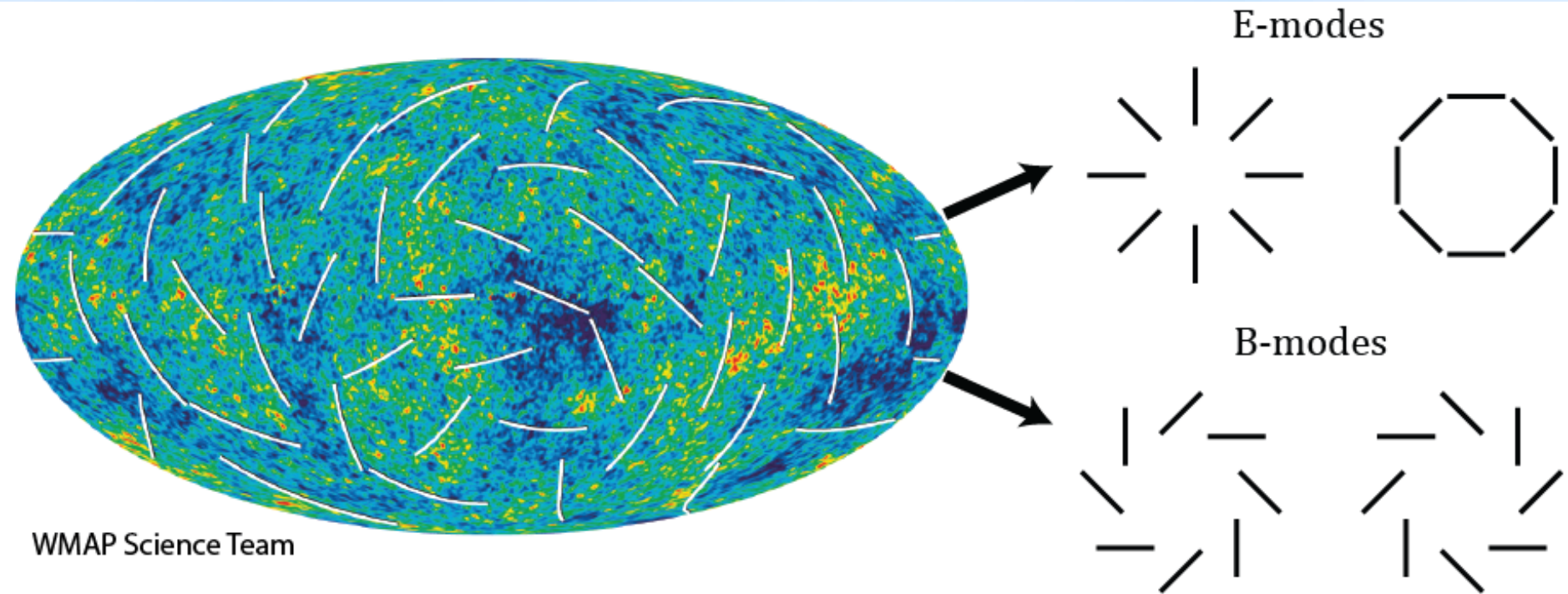
Some bias or “red noise”?

Arxiv is hot with theories:  
SMBHs, primordial BHs, cosmic  
strings, ...

The coming years of pulsar  
timing observations could see a  
confirmed observation.

“Our analysis finds strong evidence of a stochastic process, modeled as a power-law, with common amplitude and spectral slope across pulsars.”

# Polarization Map of the Cosmic Microwave Background



The CMB anisotropy polarization map may be decomposed into curl-free even-parity E-modes and divergence-free odd-parity B-modes.

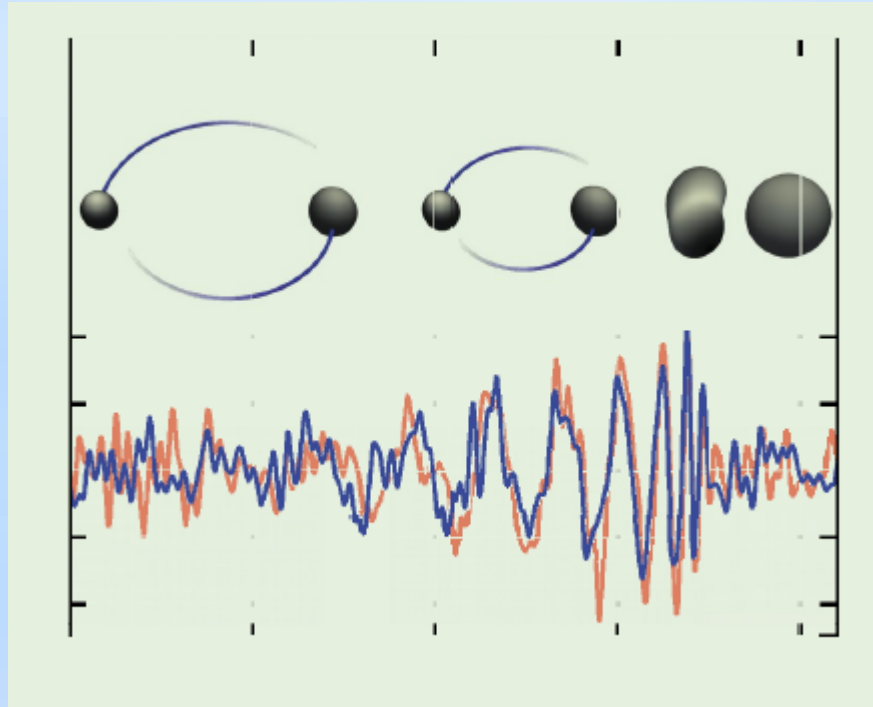
Gravitational waves in the early universe impart a “curl” on CMB polarization.

ArXiv:1407.2584

BICEP2, KECK Array, Planck, Atacama



## Conclusion on Gravitational Waves



A new window on the universe has opened.

We are just beginning!