


## CUORICINO AND CUORE: BOLOMETRIC EXPERIMENTS FOR DOUBLE BETA DECAY RESEARCH

S. CAPELLI<sup>1</sup>, F. ALESSANDRIA<sup>2</sup>, R. ARDITO<sup>1,3</sup>, C. ARNABOLDI<sup>1</sup>, F. T. AVIGNONE III<sup>4</sup>, M. BALATA<sup>5</sup>, I. BANDAC<sup>4</sup>, M. BARUCCI<sup>6</sup>, J.W. BEEMAN<sup>19</sup>, F. BELLINI<sup>17</sup>, C. BROFFERIO<sup>1</sup>, C. BUCCI<sup>5</sup>, L. CARBONE<sup>1</sup>, S. CEBRIAN<sup>8</sup>, M. CLEMENZA<sup>1</sup>, C. COSMELLI<sup>16</sup>, S. CUNEO<sup>11</sup>, O. CREMONESI<sup>1</sup>, R. J. CRESWICK<sup>4</sup>, I. DAFINEI<sup>16</sup>, S. DI DOMIZIO<sup>10,11</sup>, M. DIEMOZ<sup>16</sup>, M.J. DOLINSKI<sup>12,15</sup>, H. A. FARACH<sup>4</sup>, F. FERRONI<sup>16</sup>, E. FIORINI<sup>1</sup>, S.J. FREEDMAN<sup>7,12</sup>, C. GARGIULO<sup>16</sup>, A. GIACHERO<sup>5,10</sup>, E. GUARDINCERRI<sup>12</sup>, A. GIULIANI<sup>9</sup>, P. GORLA<sup>8</sup>, T.D. GUTIERREZ<sup>17</sup>, E. E. HALLER<sup>13,20</sup>, K.M. HEEGER<sup>18</sup>, I. G. IRASTORZA<sup>8</sup>, Yu.G.KOLOMENSKY<sup>7</sup>, E. LONGO<sup>16</sup>, G. MAIER<sup>3</sup>, R.H. MARUYAMA<sup>18</sup>, C. MARTINEZ<sup>4</sup>, S. MORGANTI<sup>16</sup>, S. NISI<sup>5</sup>, C. NONES<sup>1</sup>, E. B. NORMAN<sup>15</sup>, A. NUCCIOTTI<sup>1</sup>, M. OLCESE<sup>11</sup>, P. OTTONELLO<sup>10,11</sup>, M. PALLAVICINI<sup>10,11</sup>, V. PALMIERI<sup>14</sup>, M. PAVAN<sup>1</sup>, M. PEDRETTI<sup>9</sup>, G. PESSINA<sup>1</sup>, S. PIRRO<sup>1</sup>, E. PREVITALI<sup>1</sup>, L. RISEGARI<sup>6</sup>, C. ROSENFELD<sup>4</sup>, S. SANGIORGIO<sup>9</sup>, M. SISTI<sup>1</sup>, A. R. SMITH<sup>7</sup>, L. TORRES<sup>1</sup>, C. TOMEI<sup>5</sup>, G. VENTURA<sup>6</sup>, M. VIGNATI<sup>16</sup>, N. XU<sup>7</sup>, L. ZANOTTI<sup>1</sup> and C. ZARRA<sup>5</sup>

1. *Dipartimento di Fisica dell'Università di Milano-Bicocca e Sezione di Milano Bicocca dell'INFN, Milano I-20126, Italy*
2. *INFN - Sezione di Milano, Milano I-20133, Italy*
3. *Dipartimento di Ingegneria Strutturale del Politecnico di Milano, Milano I-20133, Italy*
4. *Dept. of Physics and Astronomy, University of South Carolina, Columbia, South Carolina, USA 29208*
5. *Laboratori Nazionali del Gran Sasso e INFN- Sezione del Gran Sasso, I-67010, Assergi (L'Aquila), Italy*
6. *Dipartimento di Fisica dell'Università di Firenze e Sezione di Firenze dell'INFN, Firenze I-50125, Italy*
7. *Nuclear Science Division, Lawrence Berkeley National Laboratory, Berkeley, CA 94720, USA*
8. *Laboratorio de Fisica Nuclear y Altas Energias, Universidad de Zaragoza, 50009 Zaragoza, Spain*
9. *Dipartimento di Fisica e Matematica dell'Università dell'Insubria e Sezione di Milano Bicocca dell'INFN, Como I-22100, Italy*
10. *Dipartimento di Fisica dell'Università di Genova*
11. *Sezione di Genova dell'INFN, Genova I-16146, Italy*
12. *Department of Physics, University of California, Berkeley, CA 94720, USA*
13. *Department of Materials Science and Engineering, University of California at Berkeley, Berkeley, CA 94720, USA*
14. *Laboratori Nazionali di Legnaro, I-35020 Legnaro (Padova), Italy*
15. *Lawrence Livermore National Laboratory, Livermore, CA 94550, USA*
16. *Dipartimento di Fisica dell'Università di Roma La Sapienza e Sezione di Roma dell'INFN, Roma I-00185, Italy*
17. *Physics Department, California Polytechnic State University, San Luis Obispo, CA 93407 USA*
18. *Department of Physics, University of Wisconsin, Madison, WI 53706, USA*
19. *Materials Sciences Division, Lawrence Berkeley National Laboratory, Berkeley, CA 94720*



The latest CUORICINO limit for the effective Majorana neutrino mass  $\langle m_{ee} \rangle$  is presented. In addition, the sensitivity reach for CUORE, the next generation experiment currently under construction, and the background reduction schemes developed and tested are presented.

## 1 Introduction

The evidence of neutrino mass from oscillation and reactor experiments is one of the most important discoveries, obtained during the last years in the field of particle physics. Oscillation experiments can only measure the differences in the square of the masses. Still unknown are the absolute neutrino mass scale, their hierarchy, and whether they are Dirac or Majorana particles.

Double Beta Decay (DBD) is a rare transition, in which an even nucleus  $(A, Z)$  decays in its isobar  $(A, Z+2)$  with the emission of two electrons and two antineutrinos. The search for its neutrinoless variant (DBD $0\nu$ ) is a powerful and sensitive way to investigate the neutrino nature and mass. The next generation experiments have the possibility to reach down to a few meV scale. The signature for DBD $0\nu$  is a sharp peak in the energy spectrum at the Q-value of the transition due to the energy released by the two electrons emitted in the decay with no energy carried away by neutrinos. The measurement of the rate of the DBD $0\nu$  decay is related to the effective Majorana neutrino mass by  $\Gamma_{0\nu} = G_{0\nu}(Q, Z)|M_{nucl}|^2 \langle m_{ee} \rangle^2$ , where  $G_{0\nu}(Q, Z)$  is the phase space factor,  $|M_{nucl}|$  are the nuclear matrix elements, and  $\langle m_{ee} \rangle = \sum_k |U_{ek}|^2 m_k e^{i\alpha_k}$ , where  $U_{ek}$  are the mixing matrix elements for the mass eigenstates  $m_k$  and  $e^{i\alpha_k}$  are the CP Majorana phases. A search for DBD $0\nu$  in several nuclei is imperative<sup>?</sup> due to the theoretical uncertainties in  $|M_{nucl}|$ .

One of the promising nuclei is  $^{130}\text{Te}$ . Its high natural isotopic abundance of 34% alleviates the requirement for isotopic enrichment, and its high Q-value of 2530.3 keV results in a large phase space for the decay and lies in a relatively background free region between the Compton edge and the full peak of the  $^{208}\text{Tl}$  2615 keV line. The large phase space contributes to a decay rate that is four or five times higher for  $^{130}\text{Te}$  than for  $^{76}\text{Ge}$ .

Two main approaches are used to search for DBD $0\nu$ : homogeneous and non-homogeneous. In the non-homogeneous approach, an external source of the chosen DBD candidate is placed in the form of thin foils inside the detector. In the homogeneous approach, the detector material is chosen to be a compound containing the DBD candidate, providing a high efficiency and in many cases, high resolution technique.

## 2 CUORICINO

CUORICINO has a total  $\text{TeO}_2$  mass of 40.2 kg consisting of an array of 62  $\text{TeO}_2$  crystals, arranged in a tower of 13 planes. 11 of the planes are made of 4 crystals of 5 cm cube, while 2 of the remaining planes have 9 crystals of  $3 \times 3 \times 6 \text{ cm}^3$ . CUORICINO uses a bolometric technique to search for DBD $0\nu$  of  $^{130}\text{Te}$ , in which an energy deposition in the crystals induces temperature increase. A measurable temperature increase can be achieved in dielectric and diamagnetic materials such as  $\text{TeO}_2$  when operated at very low temperatures. The operating

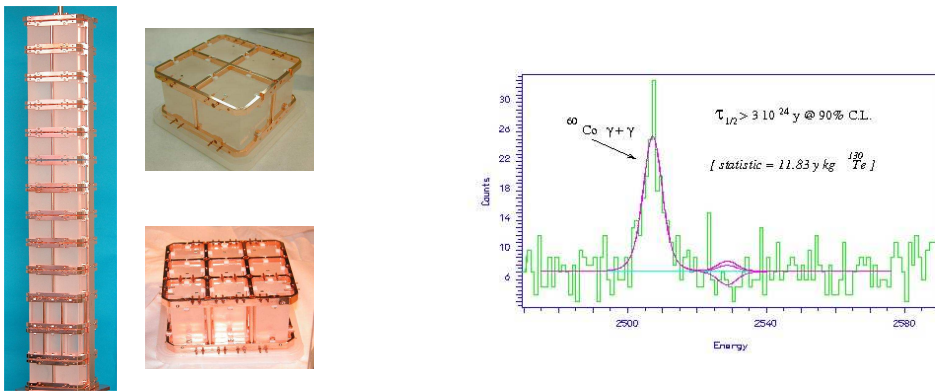


Figure 1: CUORICINO set-up and DBD0 $\nu$  limit evaluation.

temperature of CUORICINO is 10 mK. The temperature change of each crystal is detected using neutron transmutation doped Ge thermistors, thermally coupled to each crystal with glue spots.

The detector has a series of shields designed to reduce the background radioactivity. The inner-most lead shield is made of roman lead with  $^{210}\text{Pb}$  content of less than 4 mBq/kg (90% confidence level), 1.5 cm around the side and 10 cm on the top and the bottom of the tower. The background from the cryostat contamination is reduced by the copper shields, and 20 cm of commercial lead shielding and 10 cm of borated PET shielding surround the cryostat to reduce environmental gammas and neutrons in the detector volume.

## 2.1 Results

CUORICINO is currently running in the underground laboratory at LNGS (Gran Sasso National Laboratory). The data used for this analysis are from two separate runs, taken from April 2003 to September 2003 and from May 2004 to January 2007. The total statistics consists of 11.83 kg.y of  $^{130}\text{Te}$ . The average FWHM resolution at the  $^{208}\text{Tl}$  gamma line is 8 keV for the  $5\times 5\times 5\text{ cm}^3$  crystals, and 11 keV for the  $3\times 3\times 6\text{ cm}^3$  crystals.

The detected events are run through pulse-shape analysis for noise rejection, then through software filtering to optimize energy resolution. Coincident events were used to reduce and study the background. The detection efficiency for fully contained DBD0 $\nu$  events is 86% as evaluated by Monte Carlo simulations. Rejecting coincident events reduces the background by roughly 20%. The total measured background in the DBD0 $\nu$  region is 0.18 +/- 0.01 cnts/keV/kg/y.

In evaluating the limit for the  $^{130}\text{Te}$  DBD0 $\nu$  half-life ( $T_{1/2}^{0\nu}$ ) the background spectra collected in the two runs are kept separate, due to the different measured FWHM and background. A maximum likelihood procedure is applied in the 2475 - 2550 keV energy interval to evaluate the maximum number of DBD0 $\nu$  events possible with a flat continuum plus the 2505 keV  $^{60}\text{Co}$  gamma line. The Q-value for the DBD0 $\nu$  peak is set at 2530.30 keV and a peak shape obtained by summing up N gaussians is considered, in order to account for the different detectors energy resolutions. The obtained limit is of  $3\times 10^{24}\text{y}$  at 90% C.L. (Fig. ??), corresponding to a limit for  $\langle m_{ee} \rangle$  between 0.16 and 0.81 eV (with nuclear matrix elements from ?). Limit variations on the order of 10% were observed when the expected peak was shifted by  $\pm 3$  keV around the Q-value and for different models for the background fitting function and for the peak shape of the  $^{60}\text{Co}$ .

DBD0 $\nu$  evidence for  $^{76}\text{Ge}$  have been claimed<sup>?</sup> with a best value for  $\langle m_{ee} \rangle$  of 0.44 eV, in the degenerate region of the neutrino mass spectrum. Using the nuclear matrix element calculated by Klapdor, CUORICINO would set a 90% C.L. limit of 0.5 eV. The evaluated sensitivity for CUORICINO in 3 years live time, taken as the half-life corresponding to the minimal number

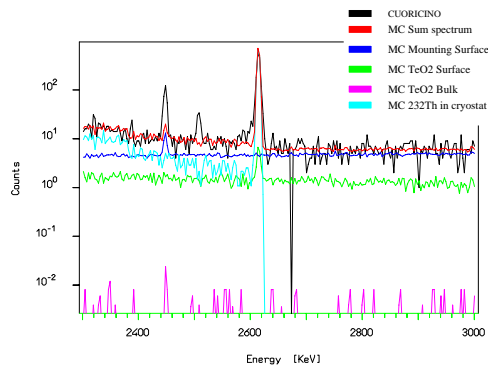


Figure 2: CUORICINO DBD0 $\nu$  background contributions.

of detectable events above background at  $1\sigma$ , is of  $7 \times 10^{24}$  y, corresponding to  $\langle m_{ee} \rangle \leq (0.1 \div 0.6)$  eV. With this sensitivity, it is possible for CUORICINO to confirm the claimed evidence however, a null result will not rule it out due to the uncertainty in the nuclear matrix element calculations.

Next generation experiments, with  $\sim 1$  ton of detector mass, and with a background in the DBD0 $\nu$  region down to 0.01-0.001 c/keV/kg/y, are necessary to increase the sensitivity enough to reach the inverted hierarchy region of the neutrino mass spectrum.

## 2.2 Background analysis

An accurate knowledge of the radioactive sources, responsible of the background measured in CUORICINO in the DBD0 $\nu$  region, is fundamental, in order to be able to reduce it to the wanted level in CUORE. The study of the coincidence and anticoincidence spectra, together with a comparison with Monte Carlo simulations of different radioactive contaminations in the bulk and surfaces of the various detector components, allowed us to identify the main sources of background in the DBD0 $\nu$  region. They are  $\beta$  and  $\alpha$  decays from  $^{238}\text{U}$ ,  $^{232}\text{Th}$  and  $^{210}\text{Pb}$  contaminations on the crystal surface ( $20\% \pm 5\%$ ),  $\alpha$  decays from the same contaminants on the surface of the mounting structure ( $50\% \pm 10\%$ ) and  $^{208}\text{Tl}$  multi-Compton events due to  $^{232}\text{Th}$  contaminations of the cryostat shields, far away from the detectors ( $30\% \pm 5\%$ ) (Fig. ??).

## 3 CUORE

The next generation experiment CUORE will be made of 19 CUORICINO-like towers, 52  $5 \times 5 \times 5$  cm<sup>3</sup> crystals each, arranged in a tight cylindrical structure (Fig. ??), for a total TeO<sub>2</sub> mass of  $\sim 741$  kg. CUORE is expected to start at the beginning of 2011 with a sensitivity goal for  $\langle m_{ee} \rangle$  down to the inverted hierarchy region of the neutrino mass spectrum. CUORE is expected to probe the range between 29 and  $150 \times t^{1/4}$  meV for a background level in the DBD0 $\nu$  region of 0.01 c/keV/kg/y and between 16 and  $85 \times t^{1/4}$  meV for a background level of 0.001 c/keV/kg/y. The high granularity of the detector will provide an effective reduction of the background by employing anticoincidence cuts. The detector shieldings have been designed in order to completely eliminate the contribution from environmental gamma radioactivity and from cryostat contaminations.

### 3.1 R&D for background reduction

The technical feasibility of CUORE has been proven by the good performances of CUORICINO. The true challenge, as in all the next generation DBD0 $\nu$  experiments, will be the background

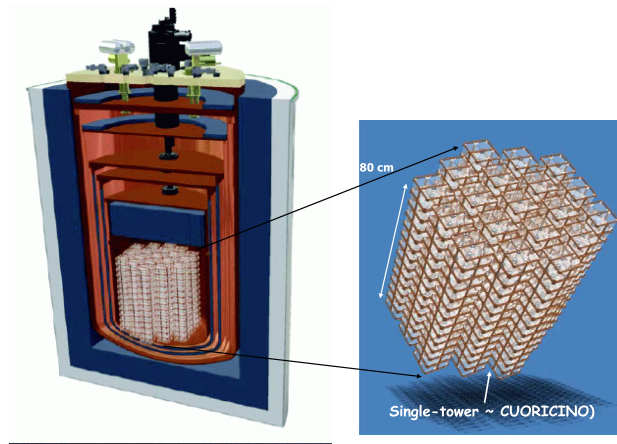


Figure 3: CUORE set-up: internal Pb and Cu shields and external Pb and borated PET shields are present.

achievement. The background knowledge acquired with CUORICINO was a helpful starting point for the background reduction R&D towards CUORE, aimed to reduce the background in the  $\text{DBD}0\nu$  region to a level between 0.01 and 0.001 c/keV/kg/y.

The shielding is designed to reduce the contribution from  $^{208}\text{Tl}$  multi-Compton events, due to  $^{232}\text{Th}$  sources in the cryostat shields, to a negligible level. The dominant background appears to be the surface contamination both of the crystals and the copper parts facing them. A “Radioactivity study Array Detector” (RAD), was built at the end of summer 2004. The detector consists of 2 planes of  $5 \times 5 \times 5 \text{ cm}^3$   $\text{TeO}_2$  crystals, with a structure almost identical to that of CUORICINO. The tests were performed in a second cryostat, housed in the Hall C of LNGS, provided with 5 cm thick internal copper shields and a 10 cm thick external lead shield. Due to the limited space in the cryostat, there is less shielding against the multi-Compton events from  $^{208}\text{Tl}$  in the  $\text{DBD}0\nu$  region than in CUORICINO. This results in higher background in the  $\text{DBD}0\nu$  region in the RAD runs and direct comparison between RAD run and CUORICINO is only possible above 3 MeV where no gamma lines from the U or Th are present. We were able to isolate the alpha decays occurring in the crystals bulk (peaks at the transition energy) and surfaces (broader and asymmetric peaks at the transition energy and at the alpha energy), and on the surfaces facing the crystals, whose largest one is due to copper (flat continuum from alpha energy down to low energies).

A series of RAD runs were performed. In the first run, the crystals were etched with nitric acid, removing about 10 microns of the surfaces, then polished with  $\text{SiO}_2$  powder. The copper mounting structure was also etched and successively treated through electroerosion, removing from 10 to 20 microns of the surfaces. All the operations were performed in a clean environment. In the second run, all copper parts facing the crystals were fully covered with polyethylene film. The result was quite successful from the point of view of crystal cleaning: the  $\text{TeO}_2$  surface contamination in  $^{238}\text{U}$  and  $^{232}\text{Th}$  was drastically reduced (a factor  $\sim 5$ ), as proven by the reduction of the correspondent alpha peaks (Fig. ??). The extremely low background reached allowed us for the first time to disentangle the bulk vs. surface contamination of the crystals. Once the broader peaks due to surface contamination had disappeared, the Gaussian and sharp peaks due to crystals bulk contamination became visible. From the observed peaks and assuming secular equilibrium,  $\text{TeO}_2$  bulk impurities have been evaluated:  $^{232}\text{Th}$  and  $^{238}\text{U}$  are present at a level of  $\sim \times 10^{-13}$  g/g,  $^{210}\text{Pb}$  concentration is of  $\sim 10^{-5}$  g/g. The background due to surface contamination of the copper was reduced by a factor 1.8 in the 3-4 MeV region by improved surface treatment and covering its surfaces with polyethylene film (Fig. ??).

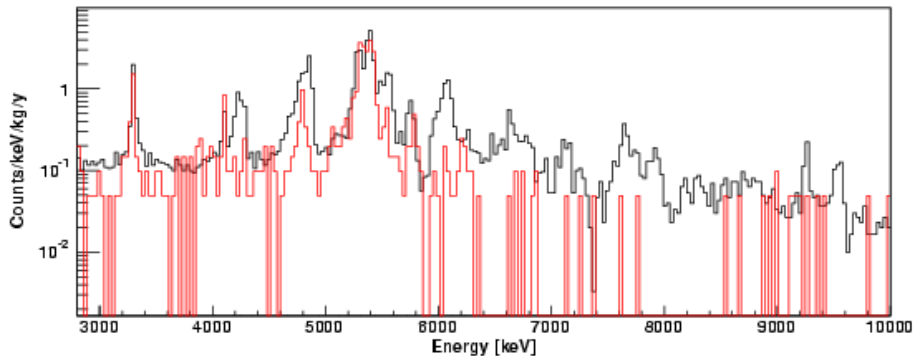


Figure 4: Comparison between CUORICINO (black) and RAD (red) alpha background.

With the surface treatment techniques, material reduction and shielding developed in the R&D program towards CUORE, the dominant sources of background are expected to be crystal surfaces ( $7 \times 10^{-3}$  c/keV/kg/y) and copper surfaces ( $2.5 \times 10^{-2}$  c/keV/kg/y). A small contribution is expected from crystal bulk impurities ( $10^{-4}$  c/keV/kg/y).

Additional R&D is underway to further reduce the background. One novel approach is the use "surface sensitive bolometers" (SSB) <sup>?</sup> where the main bolometer crystal is completely surrounded by and thermally coupled to 6 thin bolometers. Surface events either from the crystal or the surrounding, would deposit energy on both the main crystal and a surrounding bolometer, and these events can be excluded via anticoincidence analysis. Unfortunately several wires were lost during our test run however, we were able to reduce the background by a factor of 2 between 3-4 MeV with respect to the first RAD. Better rejection is expected once all bolometers can be used for anticoincidence. Further tests are planned for 2008. This technique has the possibility to serve as a valuable R&D tool that allows us to unambiguously identify the origins of the background observed in CUORICINO.

In the meantime a new RAD test is going on in order to exclude possible contributions from thermal relaxations of the teflon spacers, used to clamp the crystals.

## 4 Conclusions

CUORICINO is running and sets a limit on the half-life of  $^{130}\text{Te}$  of  $3 \times 10^{24}$  y at 90% C.L. and  $\langle m_{ee} \rangle$  between 0.16 and 0.18 eV. It demonstrates the technical feasibility of CUORE, the next generation experiment on the 1-ton scale, and has given us important insight into the sources of background. An R&D program is underway to achieve a background of below 0.01 counts/keV/kg/y.

## Acknowledgments

This work has been partially supported by the EU FP6 programme, C.N. RII3-CT-2004-506222

## References

1. Klapdor Kleingrothaus HV. et al., *Phys. Lett.* B586 (2004) 198-212
2. S.M. Bilenky and S.T. Petcov (hep-ph/0405237).
3. C. Arnaboldi et al., *Phys. Rev. Lett.* 95 142501 2005.
4. M.Pedretti et al. (the CUORE Collaboration) AIP conference proceedings vol. 897, p.59-64, "Topical workshop on low radioactivity techniques" LRT 2006, Aussois, France