

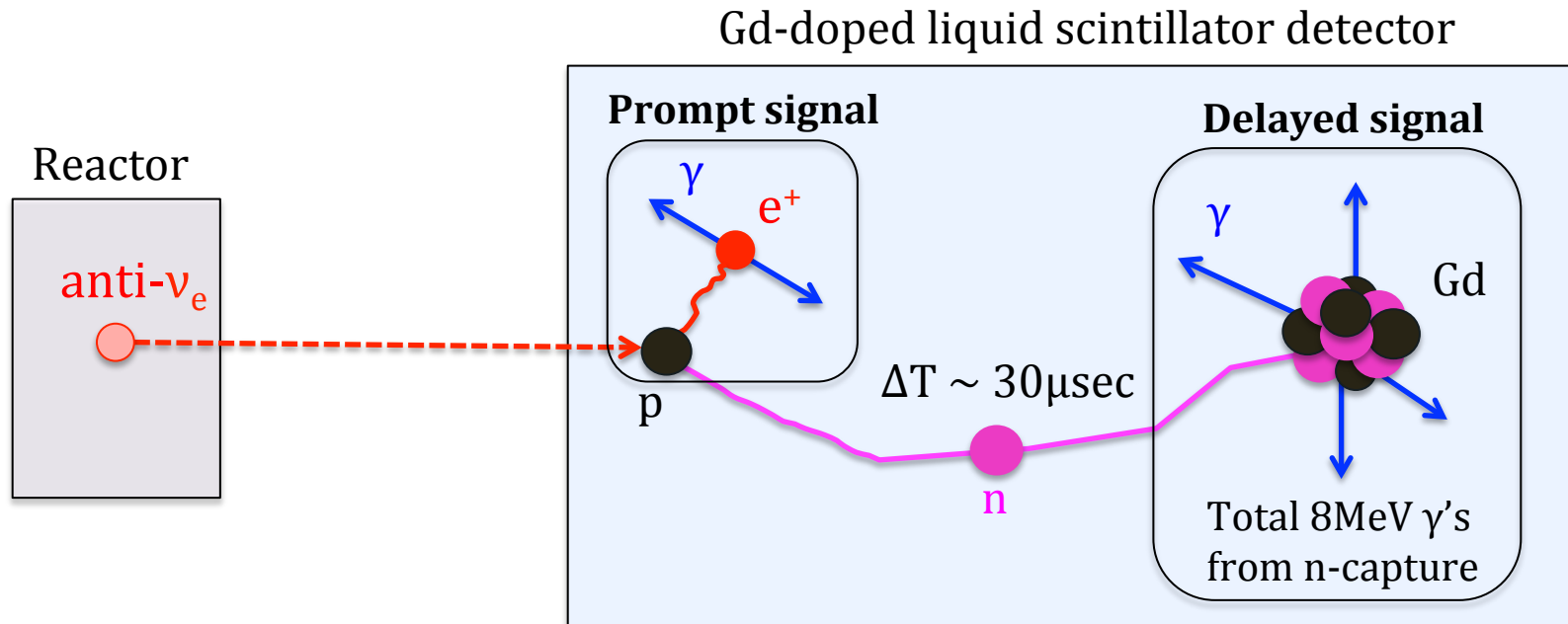
New Results of Double Chooz

Masaki Ishitsuka (Tokyo Institute of Technology)
on behalf of **the Double Chooz Collaboration**

51st Rencontres de Moriond EW Session
March 12th to 19th, 2016

Reactor neutrinos

- Reactor is a free and rich electron antineutrino source
 - β -decays in a commercial fission reactor core produce 10^{20} ν /sec
- Reactor anti- ν_e are detected via inverse β -decay (IBD) reaction
 - Cross-section well known
 - Prompt signal: positron + annihilation γ 's ($E_\nu \sim E_{\text{signal}} + 0.8\text{MeV}$)
 - Delayed signal: total 8MeV γ 's from n-Gd (well above natural radioactivity)
 - Background is strongly suppressed by requiring time/space correlation




Precision measurement of θ_{13}


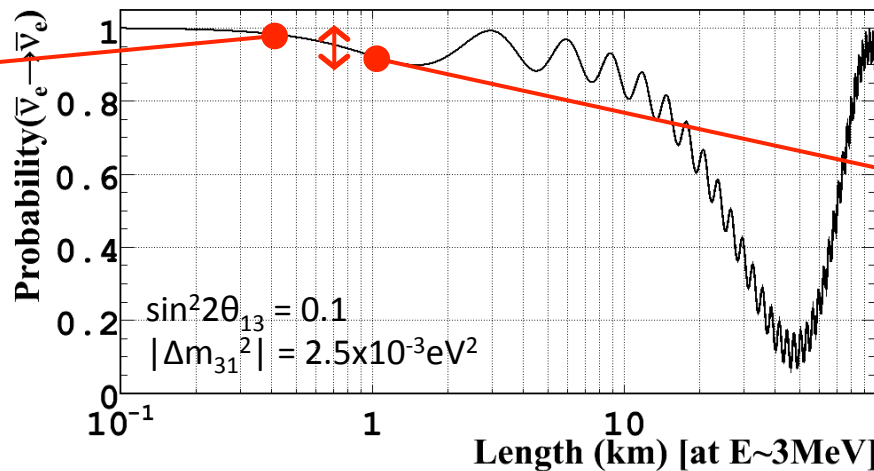
- Direct measurement of θ_{13} from energy dependent deficit
 - No parameter degeneracy/matter effects
- Suppression of systematic uncertainties ($\ll 1\%$) with multi-detectors at different baselines

Survival probability of reactor neutrinos

$$P[\bar{\nu}_e \rightarrow \bar{\nu}_e] \cong 1 - \sin^2 2\theta_{13} \sin^2 \left(\frac{\Delta m_{31}^2 L}{4E} \right) \quad \dots \quad \text{Simple two flavor oscillation formula is valid at } L \sim 1\text{km}$$




Near Detector (ND)




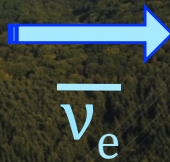
Far Detector (ND)

- Reactor θ_{13} (**most precise**) used as reference in current and future projects which aim to search for CP violation and mass hierarchy in neutrino sector.



Double Chooz experiment



Chooz Reactors
4.27GW_{th} x 2 cores



Near Detector
L = 400m
10m³ target
120m.w.e.
Since 2015



Far Detector
L = 1050m
10m³ target
300m.w.e.
Since 2011

Double Chooz collaboration



Brazil

CBPF
UNICAMP
UFABC



France

APC
CEA/DSM/IRFU:
SPP
SPhN
SEDI
SIS
SENAC
CNRS/IN2P3:
Subatech
IPHC



Germany

EKU Tübingen
MPIK Heidelberg
RWTH Aachen
TU München
U. Hamburg



Japan

Tohoku U.
Tokyo Inst. Tech.
Tokyo Metro. U.
Niigata U.
Kobe U.
Tohoku Gakuin U.
Hiroshima Inst.
Tech.



Russia

INR RAS
IPC RAS
RRC
Kurchatov



Spain

CIEMAT-
Madrid



USA

U. Alabama
ANL
U. Chicago
Columbia U.
UCDavis
Drexel U.
IIT
KSU
LLNL
MIT
U. Notre Dame
U. Tennessee

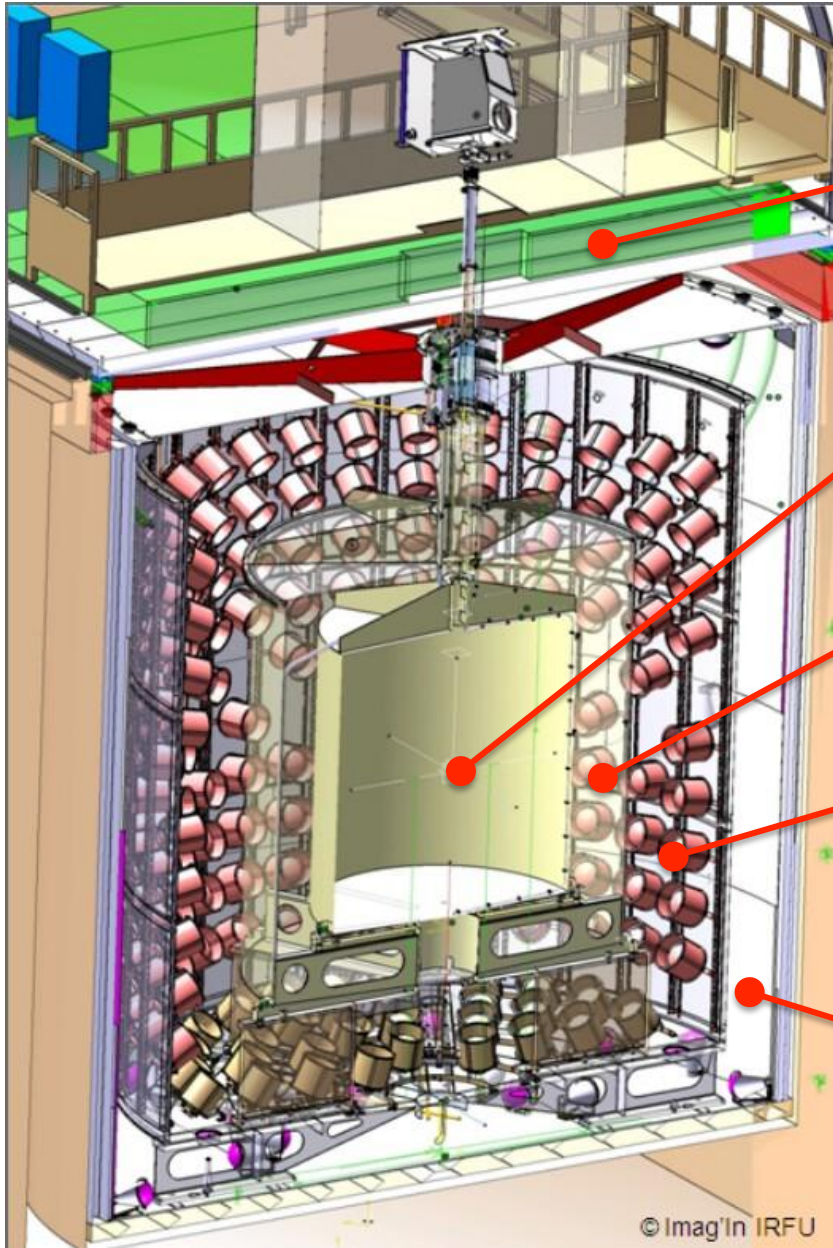
Spokesperson:
H. de Kerret (IN2P3)

Project Manager:
Ch. Veysière (CEA-Saclay)

Web Site:
www.doublechooz.org/



Double Chooz detector



Outer Veto (OV):
Plastic scintillator strips

Inner Detector

v-target (NT):

- Gd loaded liquid scintillator (10m^3)

γ -catcher (GC):

- Liquid scintillator (22m^3)

Buffer:

- Mineral oil (110m^3)
- 390 10-inch PMT

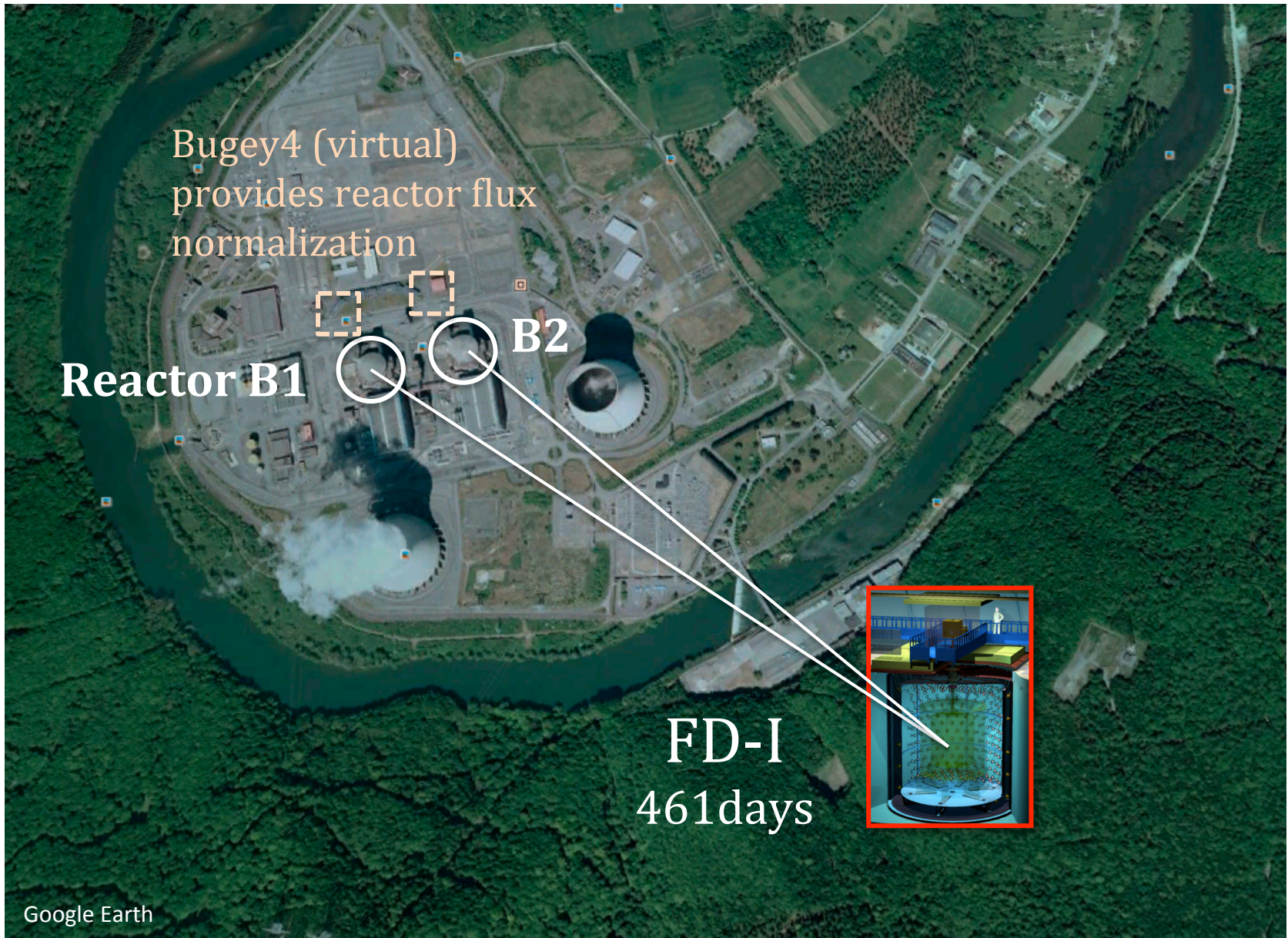
Inner Veto (IV):

- Liquid scintillator (90m^3)
- 78 8-inch PMT

Double Chooz overview

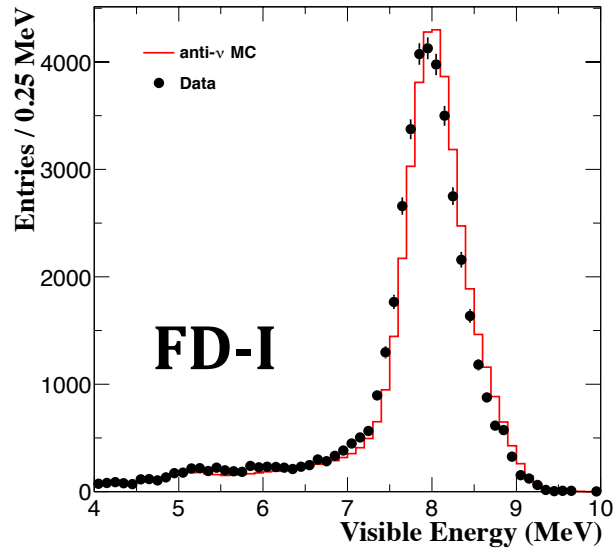
- Pioneered reactor experiments (improvements wrt CHOOZ)
 - Experimental concept to use two detectors
 - 4 layers detector structure (ν -target, γ -catcher, buffer and IV)
 - Stable Gd loaded liquid scintillator developed
 - Precise measurement of reactor neutrinos with single far detector
 - Various vetoes \rightarrow high purity IBD selection (n-Gd: S/N \sim 23, n-H: S/N \sim 10)
 - Well controlled systematics at per-mille level (energy, detection, BG)
 - Use of Bugey4 as anchor of reactor flux normalization
- Achievements of Double Chooz
 - First θ_{13} in reactor oscillation since CHOOZ
 - Indication of non-zero θ_{13} at 94% CL (evidence at 3σ with LBL)
 - First θ_{13} using hydrogen capture signal
 - Observation of spectrum distortion at $E_\nu = 5-7\text{MeV}$ ($E_{\text{signal}} = 4-6\text{MeV}$)
 - **θ_{13} measurement with multi-detectors: TODAY**

Single detector analysis

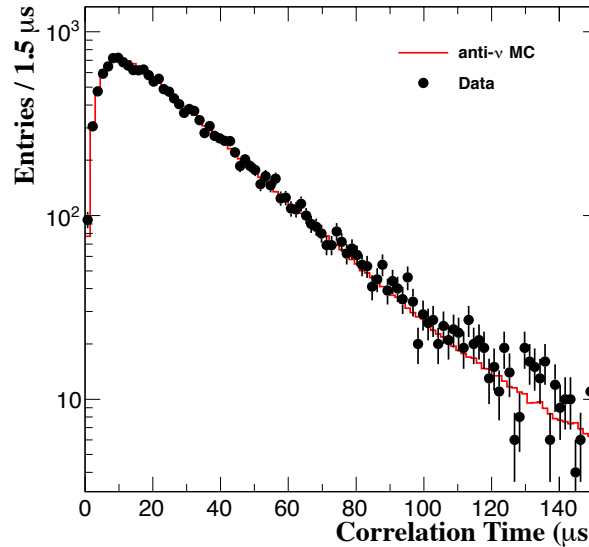


IBD coincidence condition

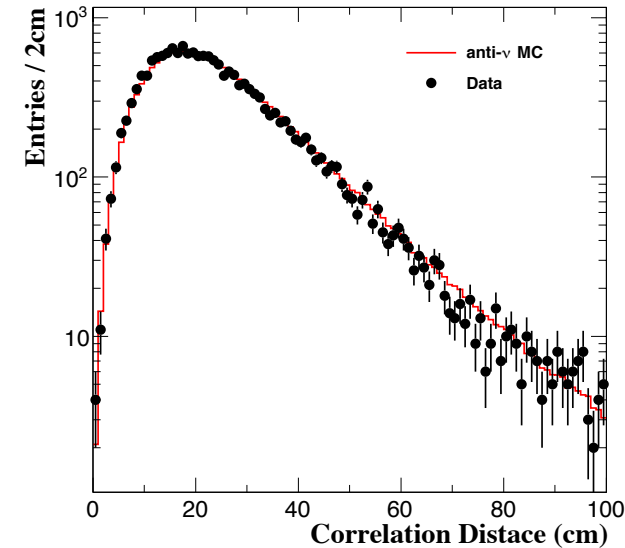
Delayed signal energy
 $4 < E_{\text{vis}} < 10 \text{ MeV}$



Correlation time
 $0.5 < \Delta T < 150 \mu\text{sec}$



Correlation distance
 $\Delta R < 100 \text{ cm}$



⇒ Remaining BG

Cosmogenic β -n emitter: ${}^9\text{Li} \rightarrow \alpha + \alpha + e + \nu + n$

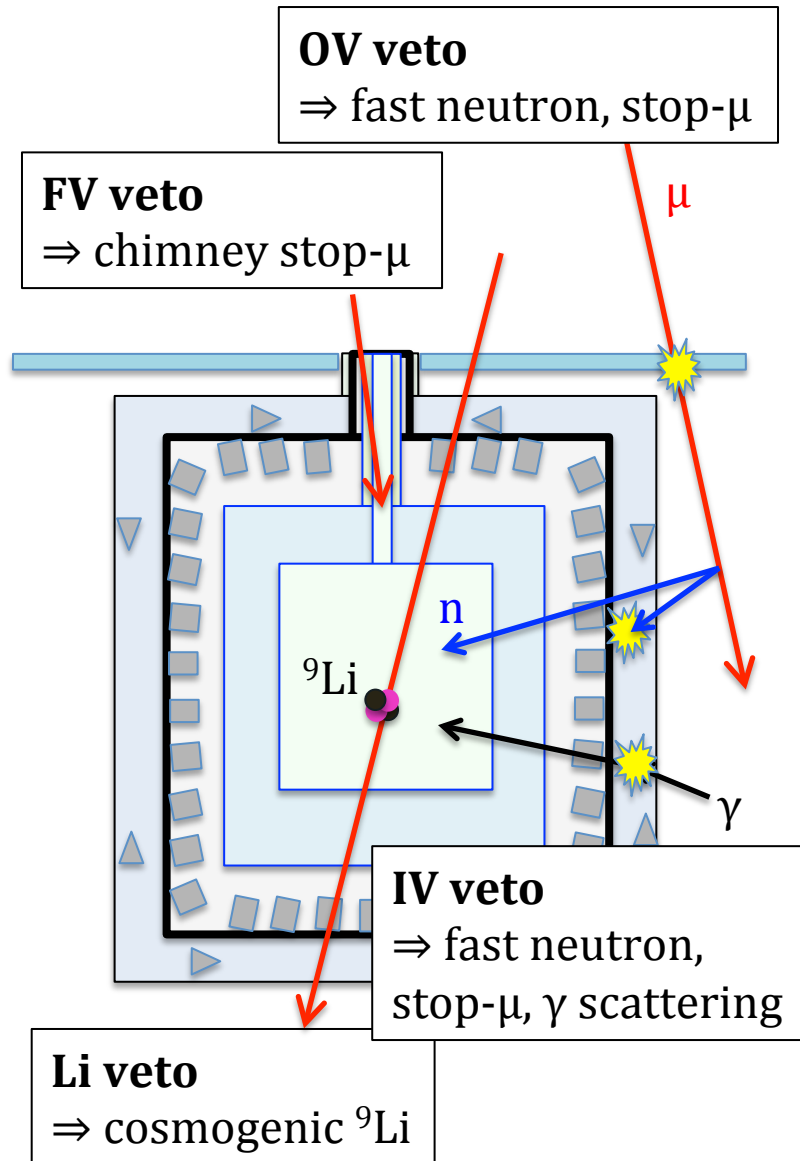
Fast neutron: $n + p \rightarrow p + n$

Stop- μ : $\mu \rightarrow e + \nu + \nu$

Accidental coincidence: e.g. $\gamma + \text{spallation } n$

○ Prompt
 ○ Delayed

Background vetoes

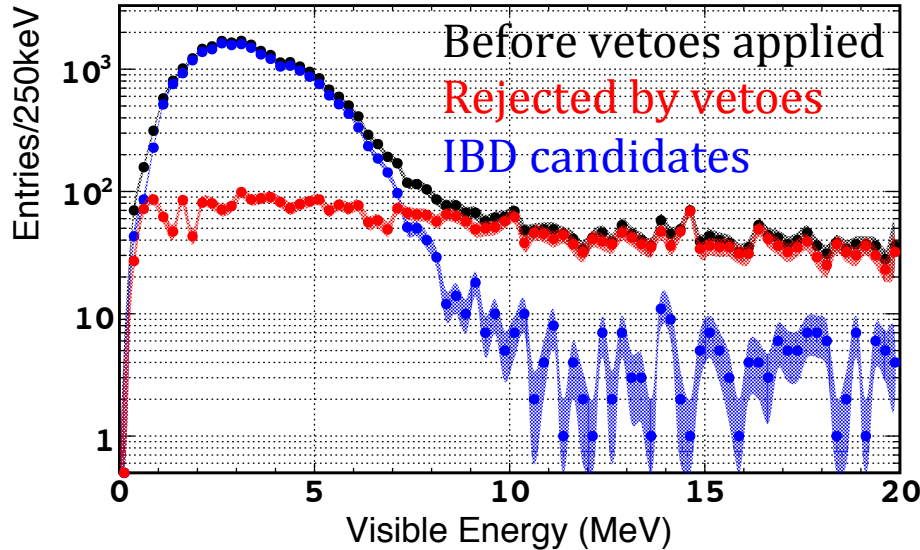


Cut	Information used	Target of cut
μ veto	1ms veto after μ	μ , cosmogenic
Multiplicity	unicity condition	multiple-n
FV veto	vertex likelihood	chimney stop- μ
IV veto	IV activity	fast n, stop- μ , γ scattering
OV veto	OV activity	fast n, stop- μ
Li veto	Li-likelihood	cosmogenic
LN cut	PMT hit pattern & time	light emission from PMT
(CPS veto)	chimney likelihood	stop- μ
(Qratio)	Max Q/Tot. Q	ND buffer stop- μ

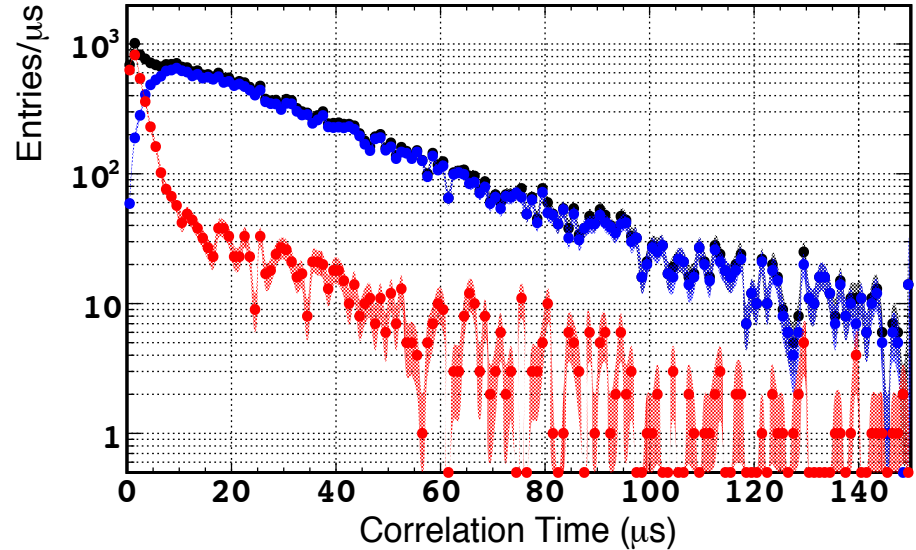
(only applied in multi-detector analysis)

Background vetoes

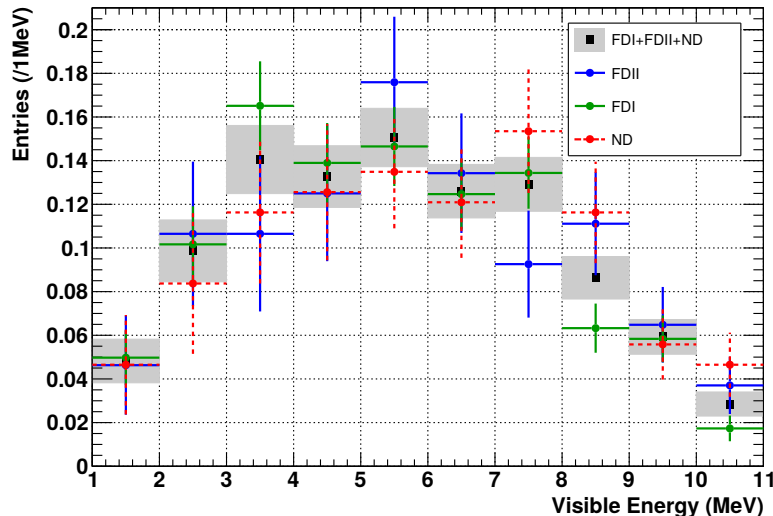
Prompt energy



Correlation time



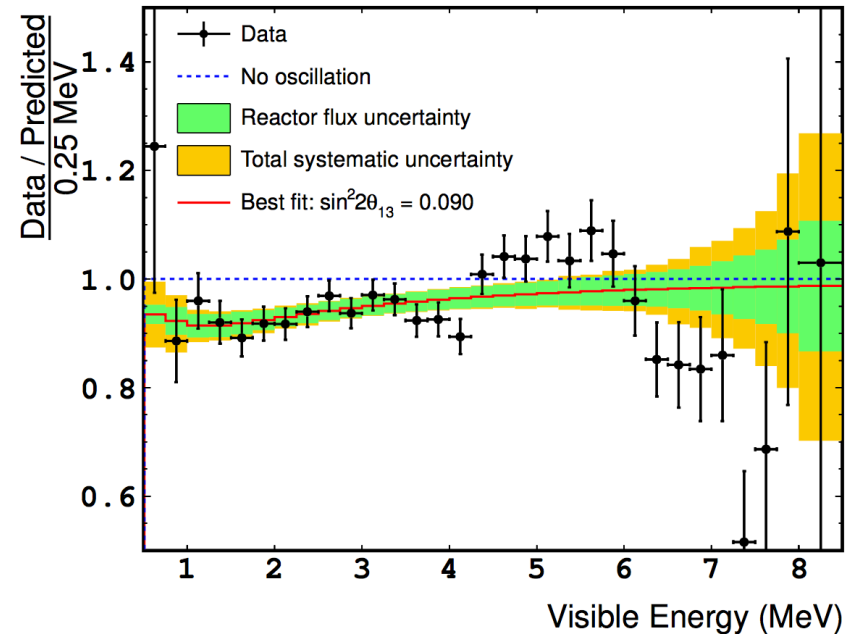
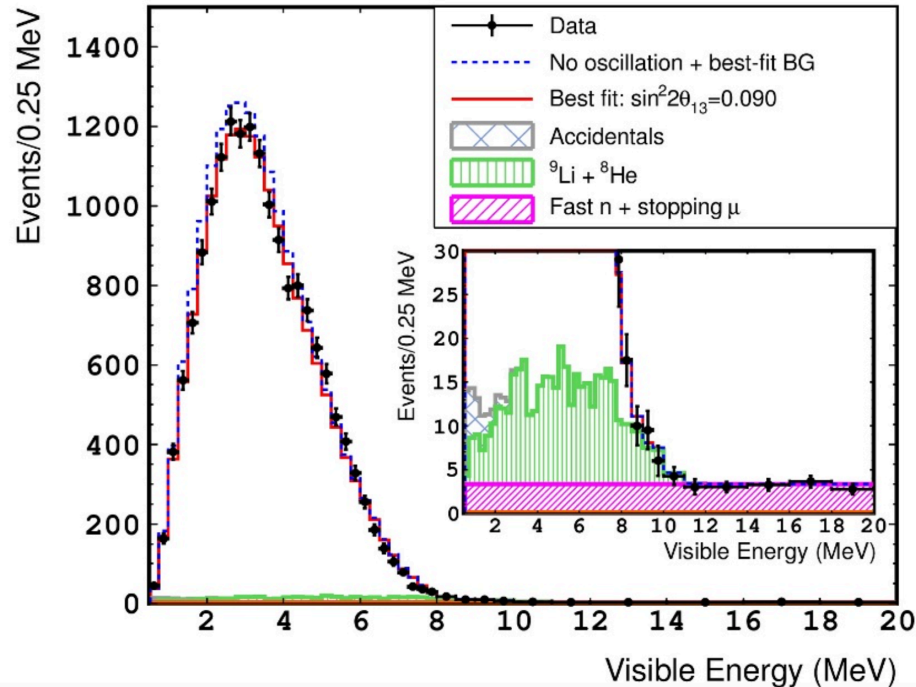
Prompt energy (rejected by Li veto)



- Significant reduction of background: stop- μ , fast n, ${}^9\text{Li}$, natural radioactivity \Rightarrow Rejected (tagged) events are used to evaluate residual background
- IBD inefficiency: $<1\%$ (besides μ veto)

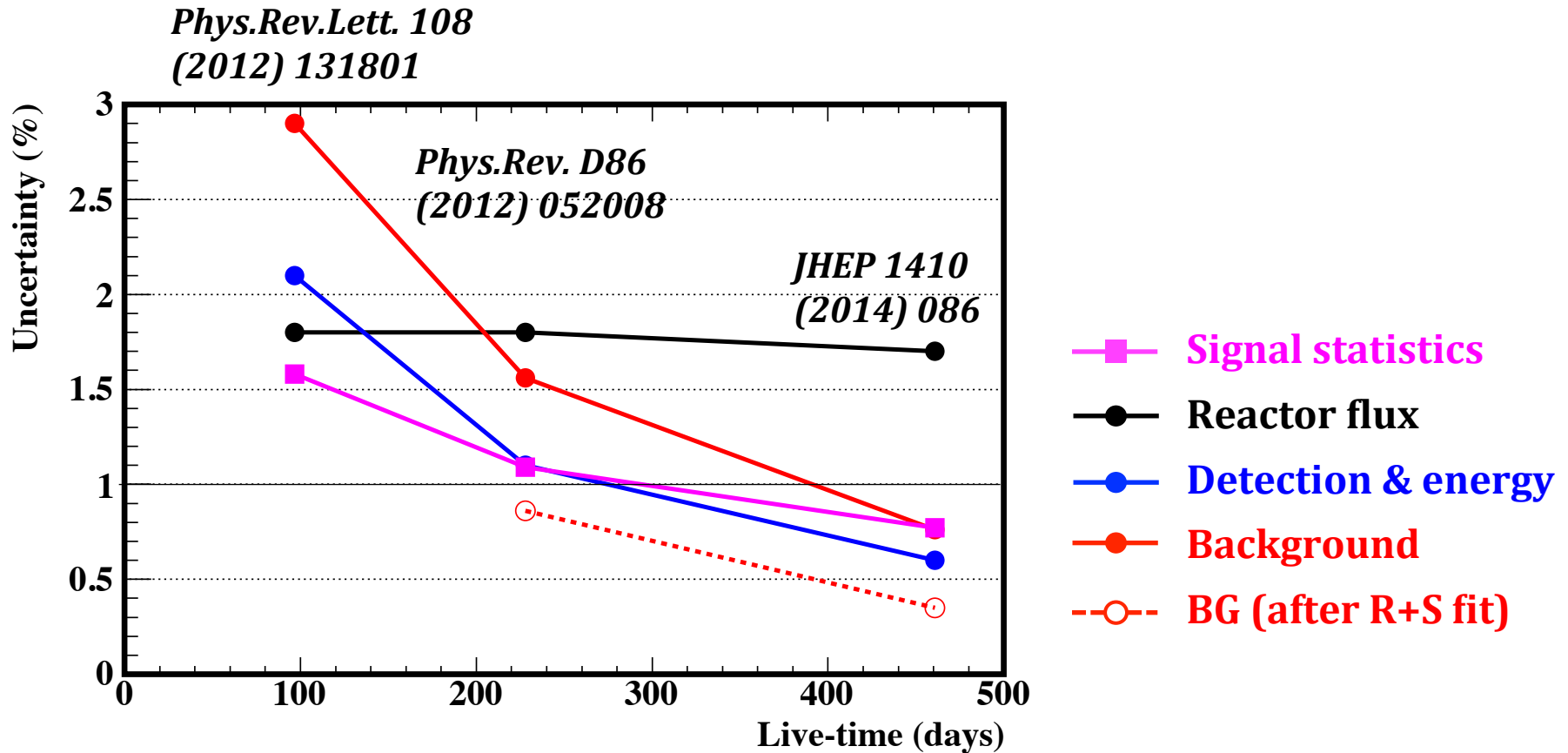
Oscillation fit: rate + spectrum shape

JHEP 1410 (2014) 086



- Background and other uncertainties constrained by shape information
 - $\sin^2 2\theta_{13} = 0.090^{+0.032}_{-0.029}$
- **Unexpected spectrum distortion observed at 4-6MeV**
 - ✓ Negligible impact to θ_{13} measurement
 - ✓ Magnitude of excess proportional to reactor power
 - ✓ Same distortion later confirmed by RENO, Daya Bay and n-H capture in DC

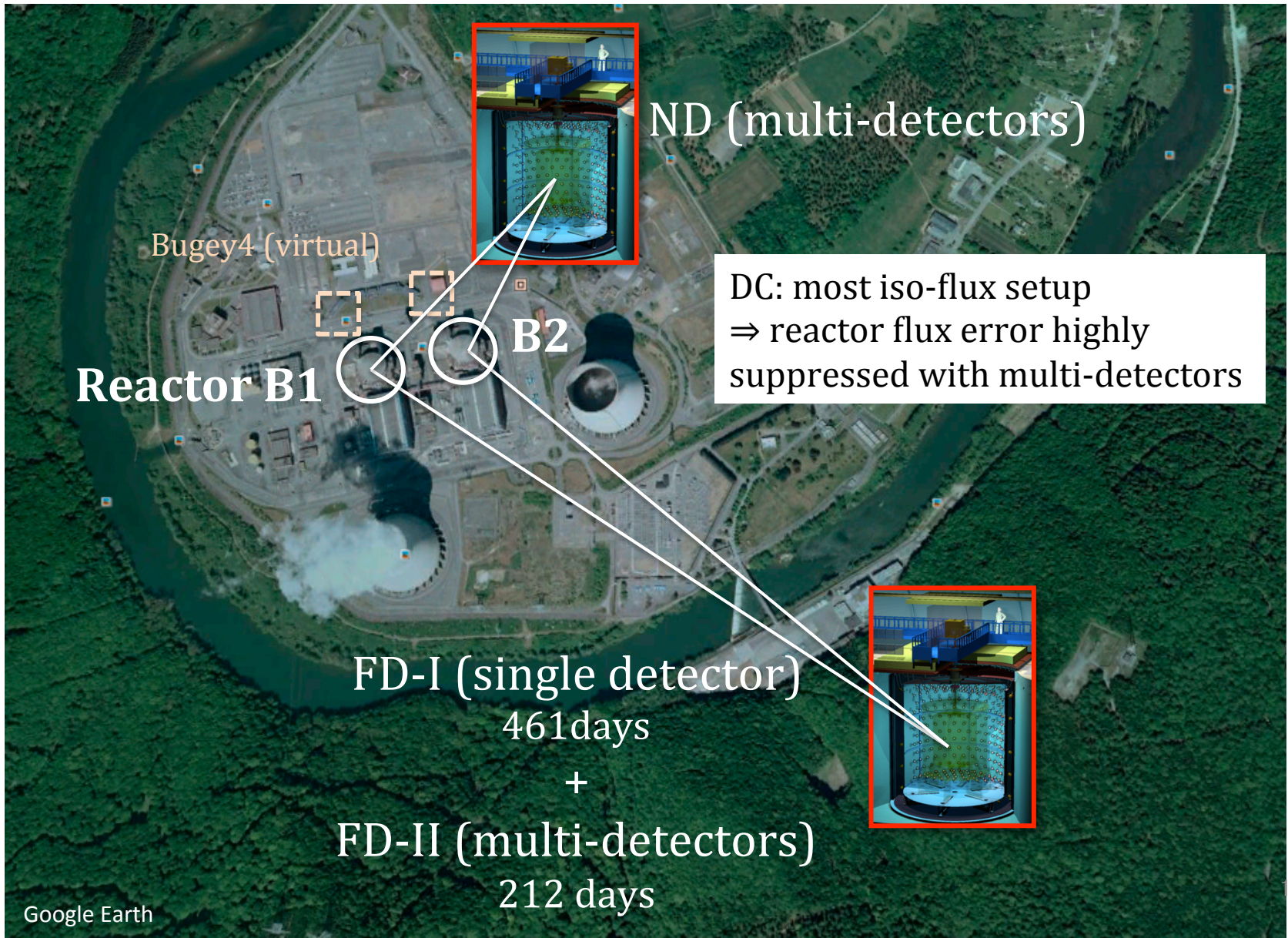
Analysis improvements



- Detector and background uncertainties are suppressed to per-mille level by analysis improvements
 - Reactor flux uncertainty (1.7%) dominant in last FD-only analysis

⇒ Reactor flux and detection systematics to be suppressed with two detectors

Multi-detectors analysis



Reactor flux uncertainties

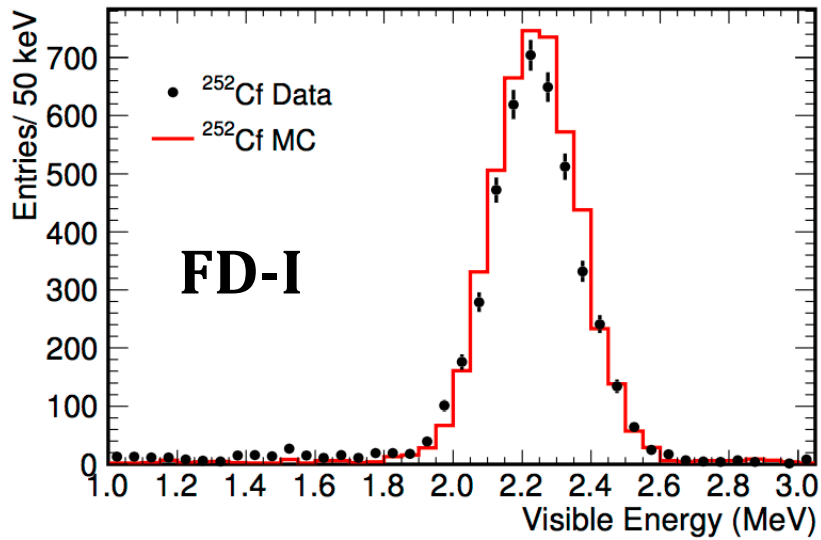
Double Chooz Preliminary

	FD-I (%)	FD-II (%)	ND (%)	
Bugey4	1.40	1.40	1.40	} Correlated across FD-I, FD-II and ND
Energy per fission	0.16	0.16	0.16	
Spectrum $\oplus \sigma_{IBD}$	0.20	0.20	0.20	
Baselines	< 0.01	< 0.01	0.01	} Uncorrelated \Rightarrow suppressed with two detectors (in parallel operation)
Fission fraction (α_k)	0.82	0.74	0.73	
Thermal power (P_{th})	0.44	0.44	0.44	
Total	1.70	1.66	1.66	
ρ(FD-I:FD-II)	0.72 (0.90% relative)			
ρ(FD-II:ND)		>0.99 (0.07% relative)		

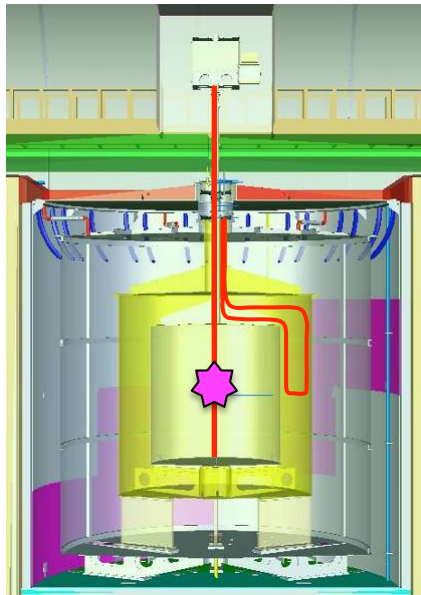
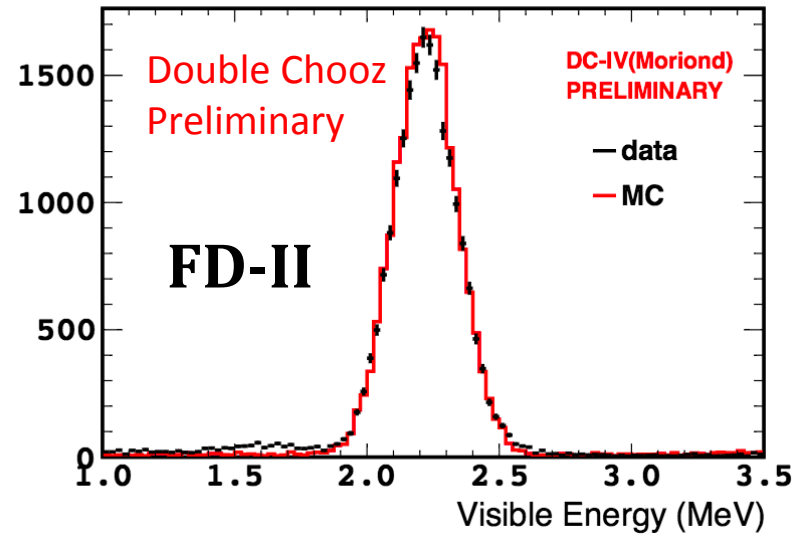
Inter-reactor correlation for α_k and P_{th} : $\rho_{B1/B2} = 0.78$
(most conservative assumption with current data set)

- Reactor flux uncertainty suppressed to **< 0.1%** in multi-detector analysis thanks to nearly **iso-flux** experimental setup in DC

Detector performance

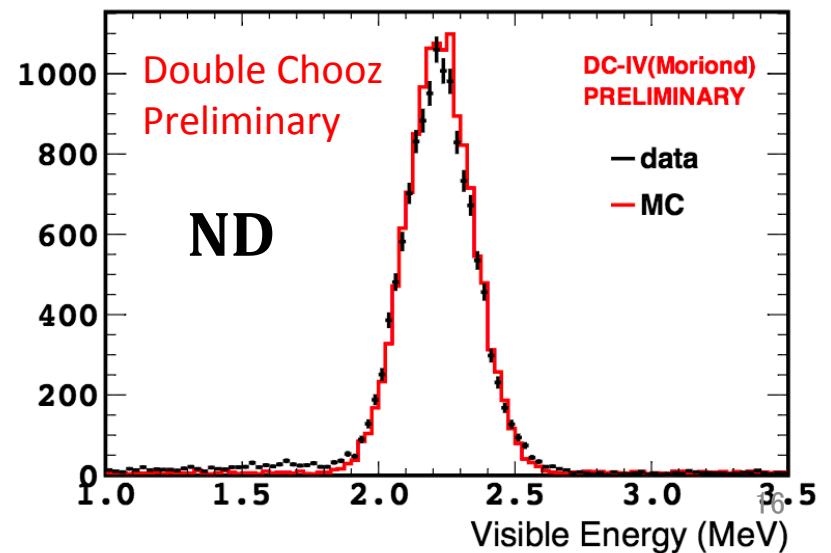


FAR DETECTOR



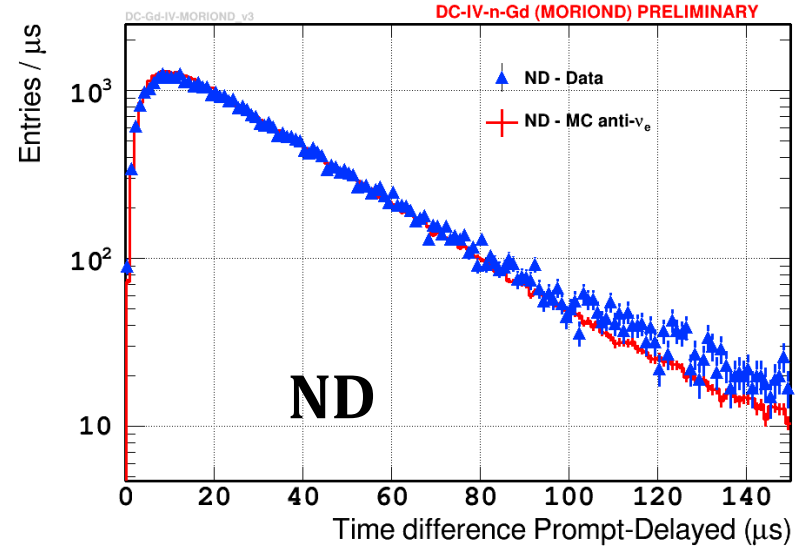
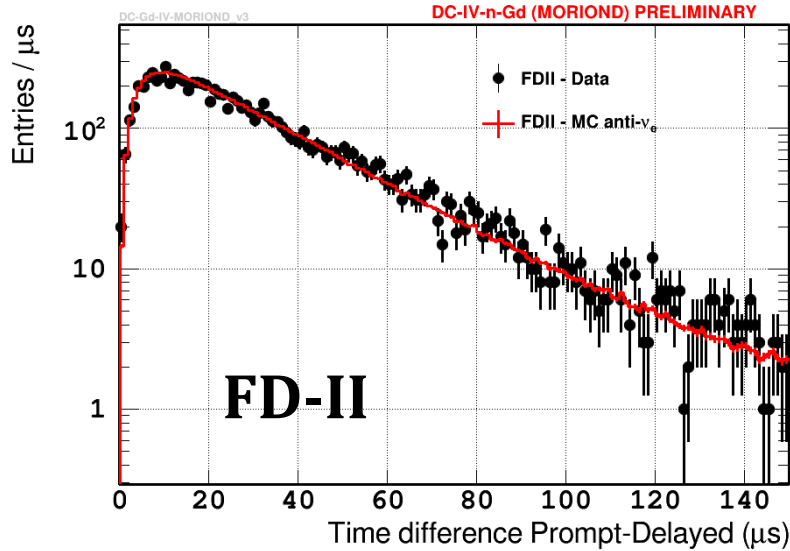
Cf neutron source
deployed at center

NEAR DETECTOR

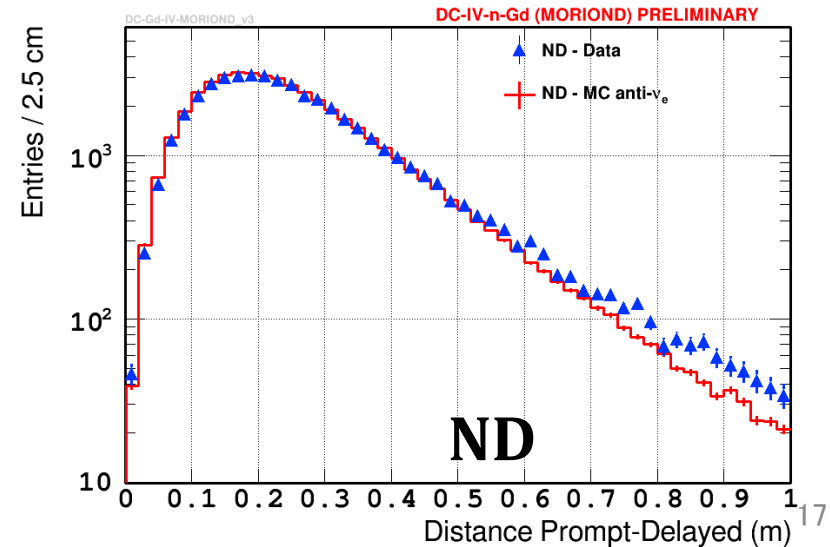
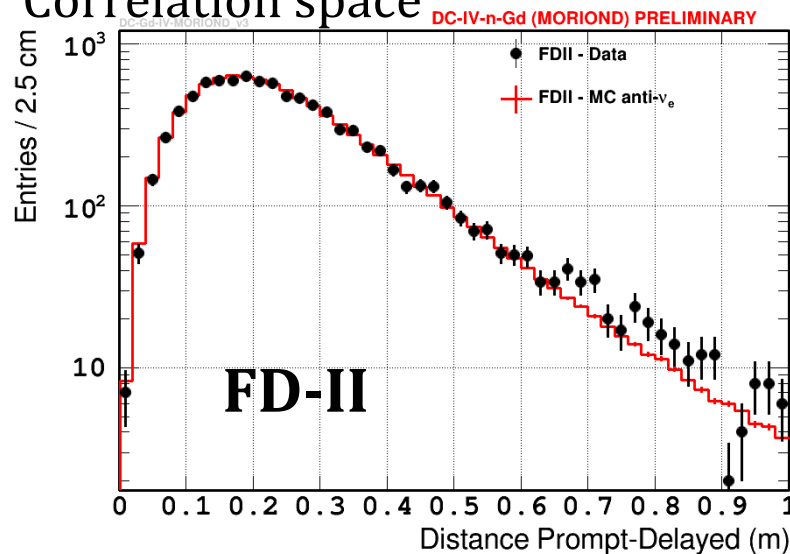


IBD selection

Correlation time

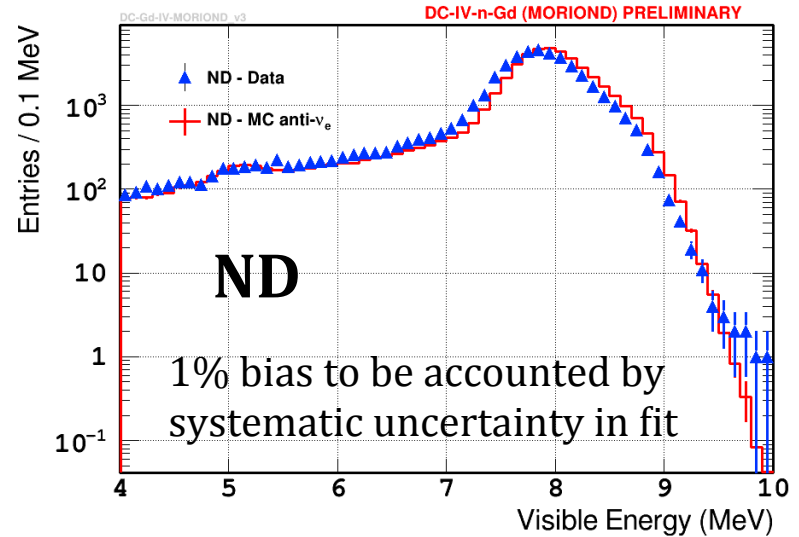
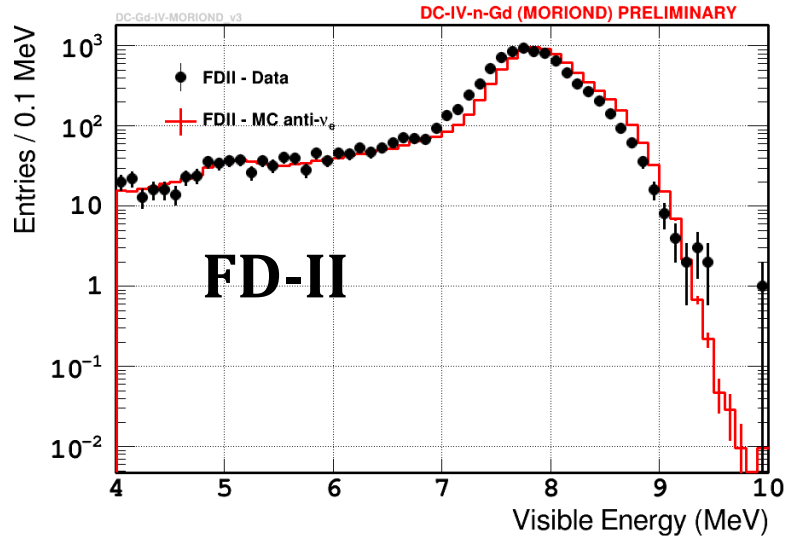


Correlation space



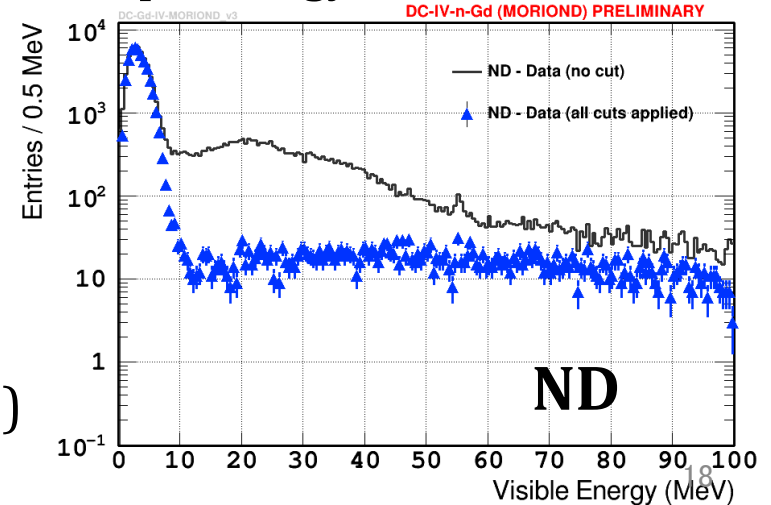
IBD selection

Delayed energy



- Contamination of liquid scintillator in ND Buffer causes buffer stop- μ background
 \Rightarrow Almost all such backgrounds are rejected by new selections based on
- Energy dependent MaxQ/TotQ cut
 - Likelihood at chimney vs. vertex (CPS veto)

Prompt energy



Detection systematics

Double Chooz Preliminary

	FD-I	FD-II	ND
BG vetoes (%)	0.11 (0.11)	0.09 (0.09)	0.02 (0.02)
Gd fraction (%)	0.25 (0.14)	0.26 (0.15)	0.28 (0.19)
IBD selection (%)	0.21 (0.21)	0.16 (0.16)	0.07 (0.07)
Spill in/out (%)	0.27 (0)	0.27 (0)	0.27 (0)
Proton number (%)	0.30 (0)	0.30 (0)	0.30 (0)
Total (%)	0.49 (0.26)	0.47 (0.22)	0.38 (0.15)

Numbers in parentheses are uncorrelated uncertainties in multi-detectors analysis (FD-I, FD-II and ND)

Signal and background

Double Chooz Preliminary

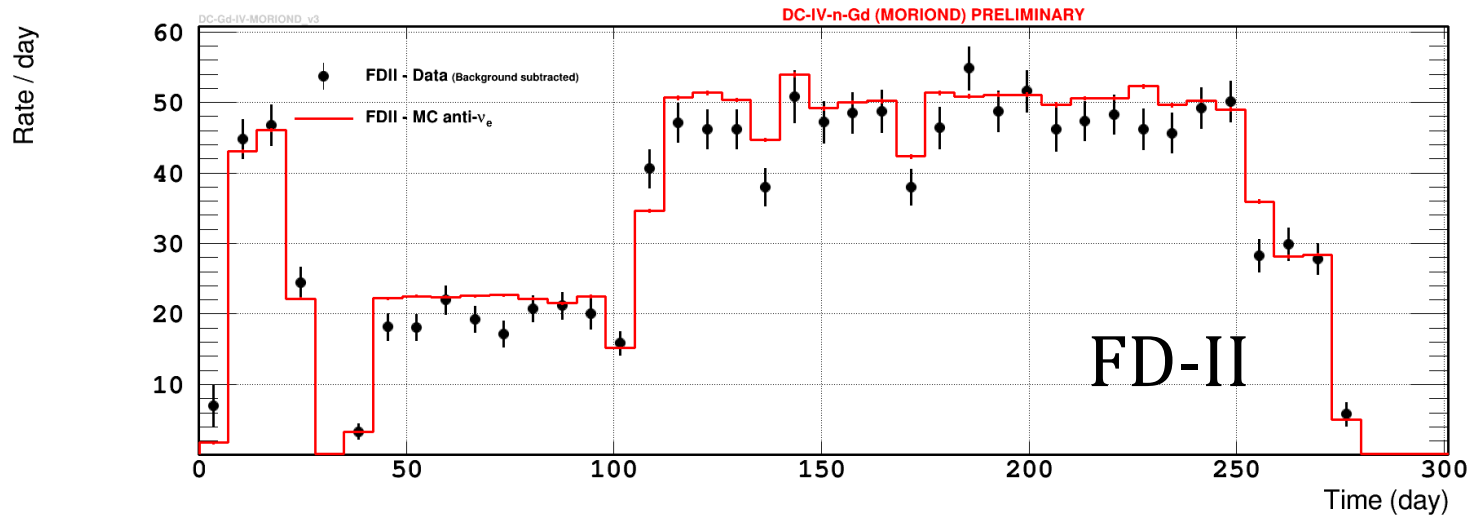
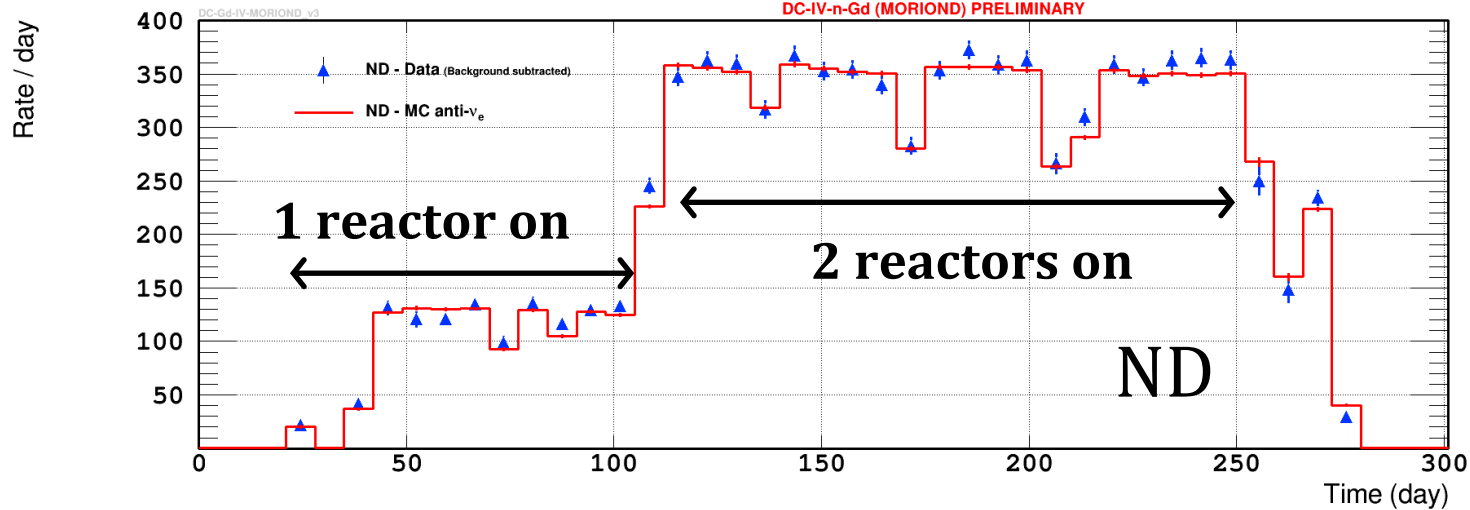
	FD-I	Rector-off	FD-II	ND
Live-time (d) (after μ veto)	460.93	7.24	212.21	150.76
IBD prediction (d^{-1})	38.04 ± 0.67	0.217 ± 0.065	40.39 ± 0.69	280.5 ± 4.7
Accidental BG (d^{-1})	0.070 ± 0.003		0.106 ± 0.002	0.344 ± 0.002
Fast-n + stop- μ (d^{-1})	0.586 ± 0.061			3.42 ± 0.23
Cosmogenic (d^{-1})	$(0.97^{+0.41}_{-0.16})$			(5.01 ± 1.43)
Total prediction (d^{-1})	39.63 ± 0.73	1.85 ± 0.30	42.06 ± 0.75	289.3 ± 4.9
IBD candidates (d^{-1}) (number of events)	37.64 (17351)	0.97 (7)	40.29 (8551)	293.4 (44233)

- Background shape measured by off-time coincidence (accidental), IV and OV tagged events (fast-n + stop- μ) and Li-enriched data (cosmogenic)
- Li background rate estimations are not used as input to rate+shape fit
 \Rightarrow rates are constrained in the fit with the shape information

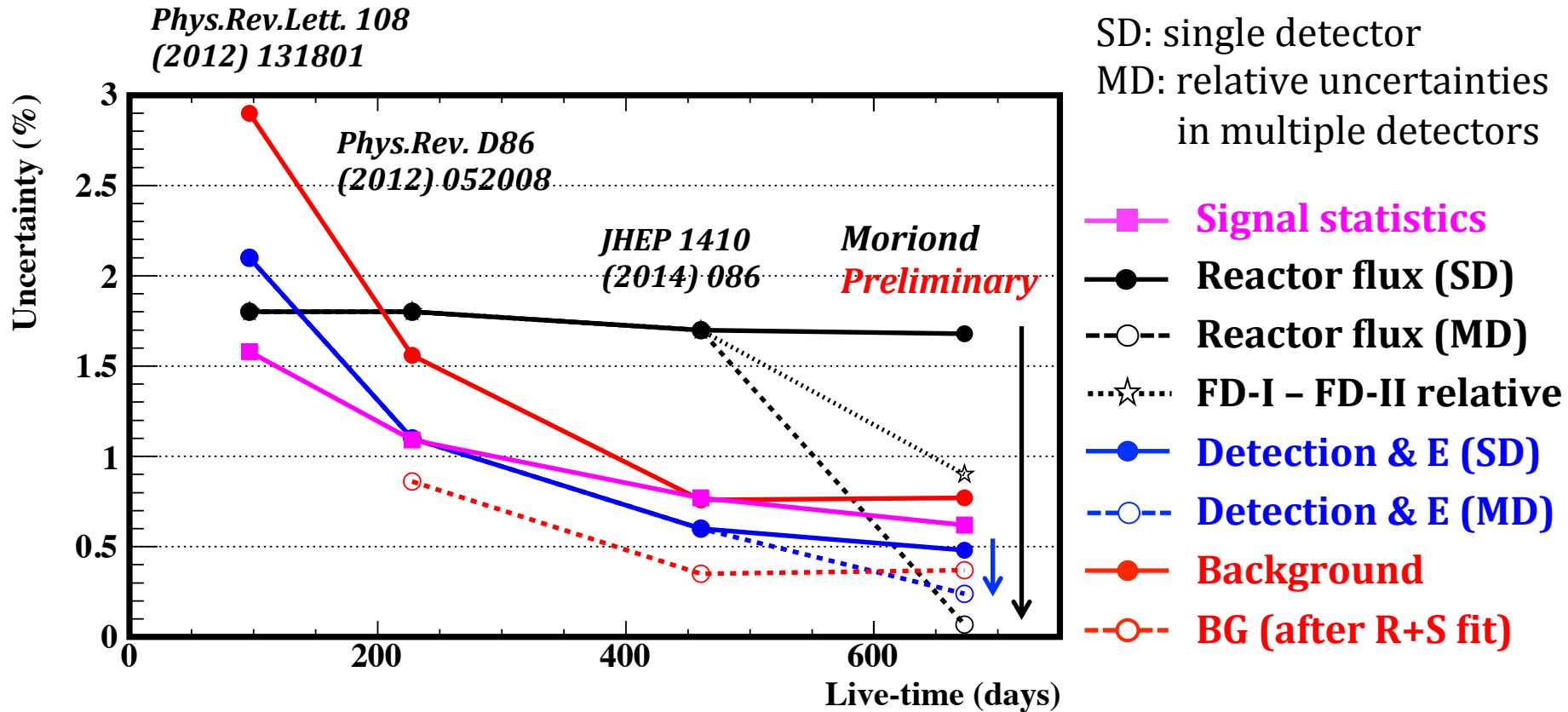
IBD rate vs. time

Background subtracted

Double Chooz Preliminary



Uncertainties in multi-detectors analysis



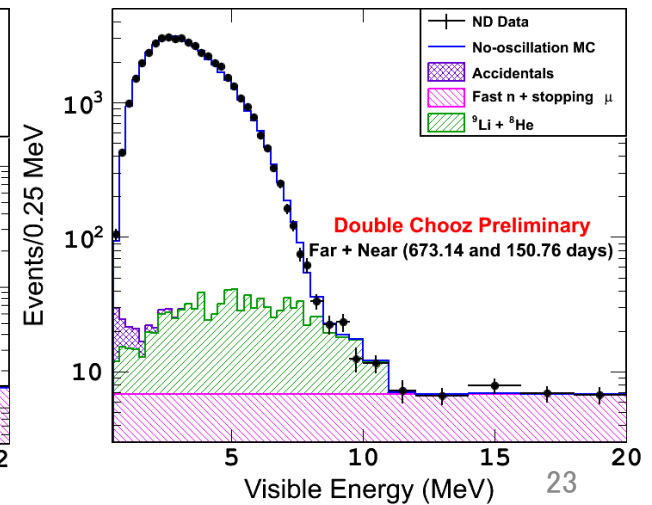
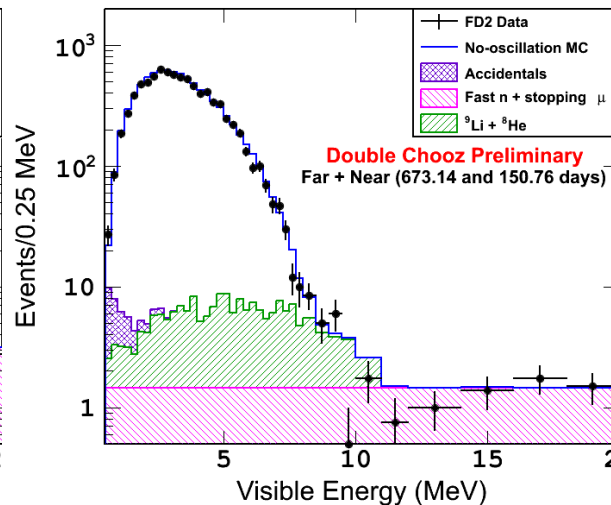
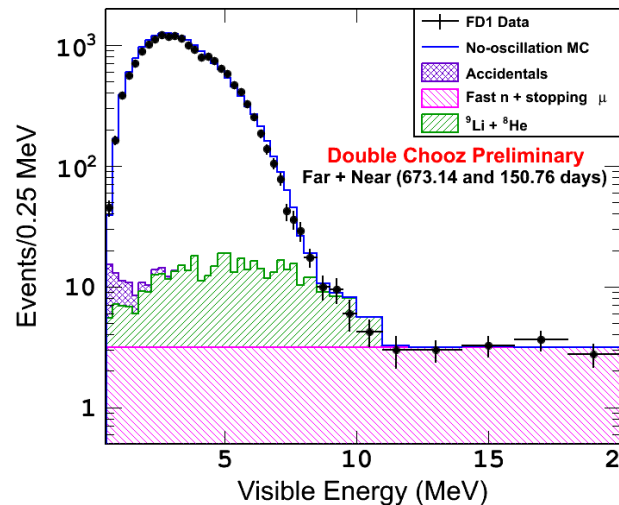
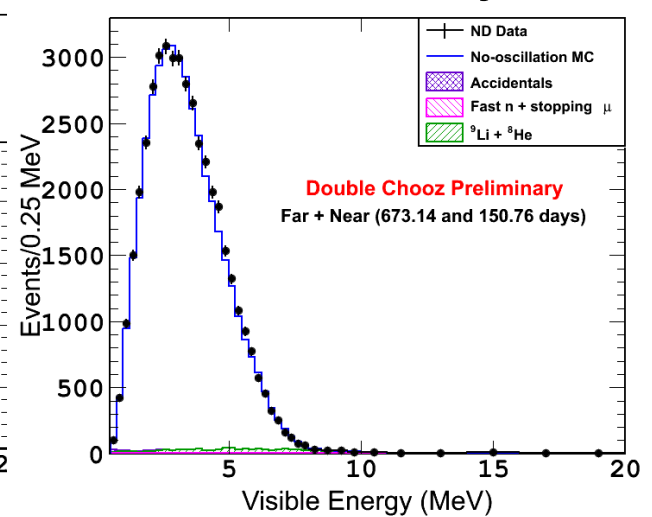
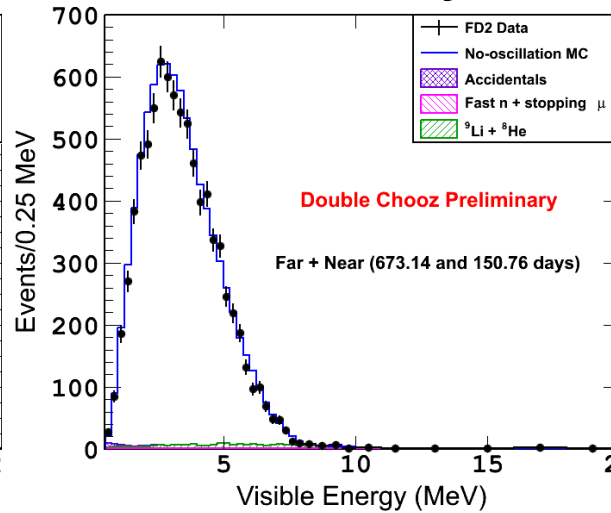
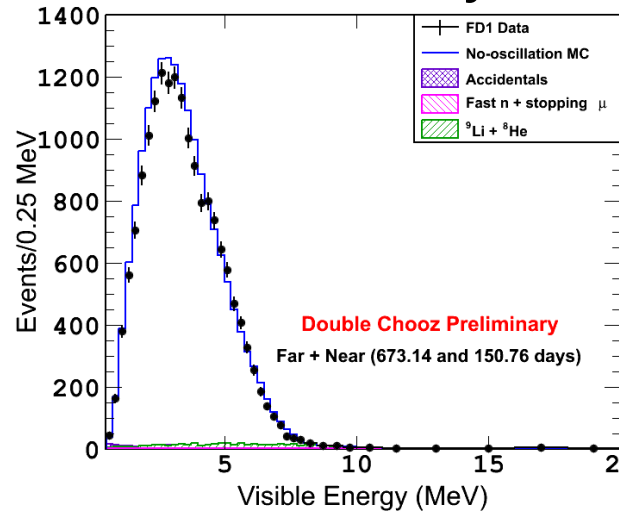
- Systematic errors suppressed with two detectors and in rate+shape fit
 ⇒ All systematic uncertainties below < 0.4% (after R+S fit)
- Current precision (9 months ND) is limited by the statistical uncertainty

Prompt energy spectrum

FD-I
460.93days

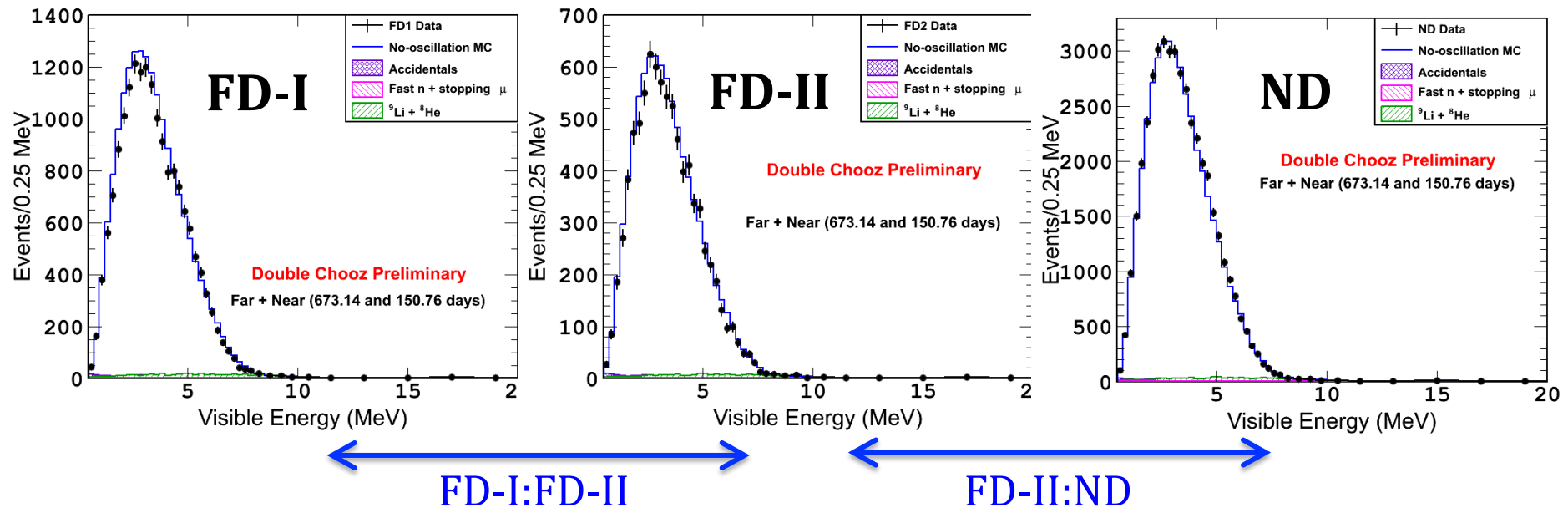
FD-II
212.21days

ND
150.76days



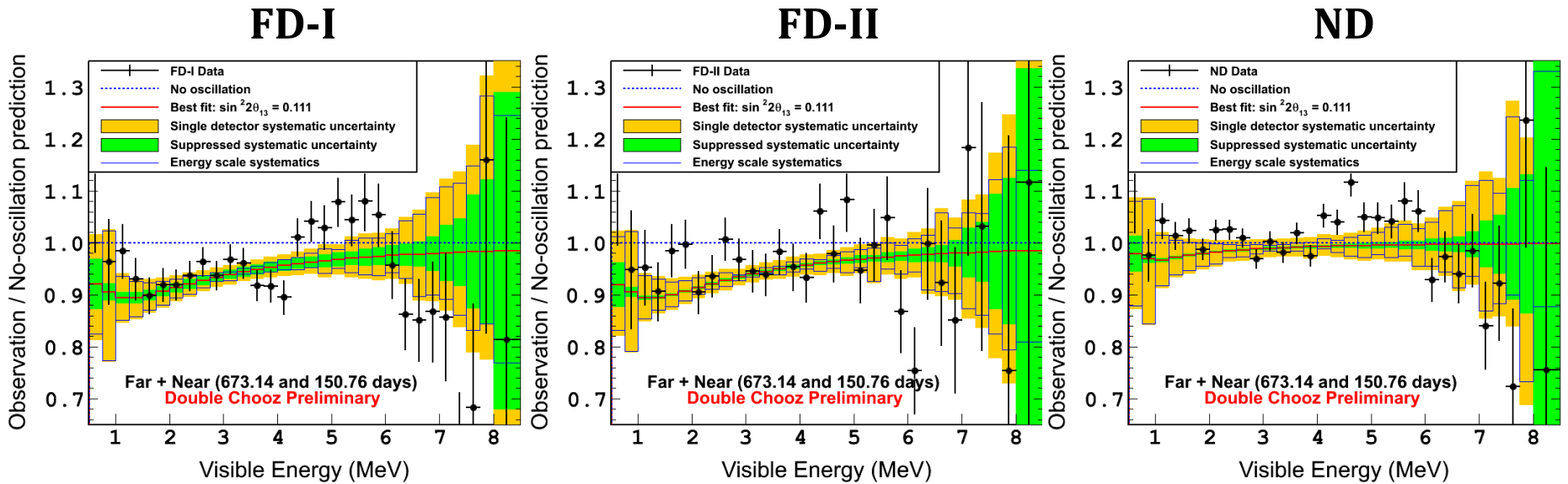
Extraction of θ_{13} by oscillation fit

- Compare FD-I, FD-II and ND data simultaneously to predictions
 - Background rate and shape estimated by data (Li rate not constrained)
 - Observed data in reactor off as separate term \Rightarrow BG constraint



- Correlation of systematic uncertainties are taken into account
- Energy non-linearity effectively corrected in rate+shape fit
- Cross-checked by independent fits based on χ^2 and likelihood and a fit based on comparison of FD data and ND data

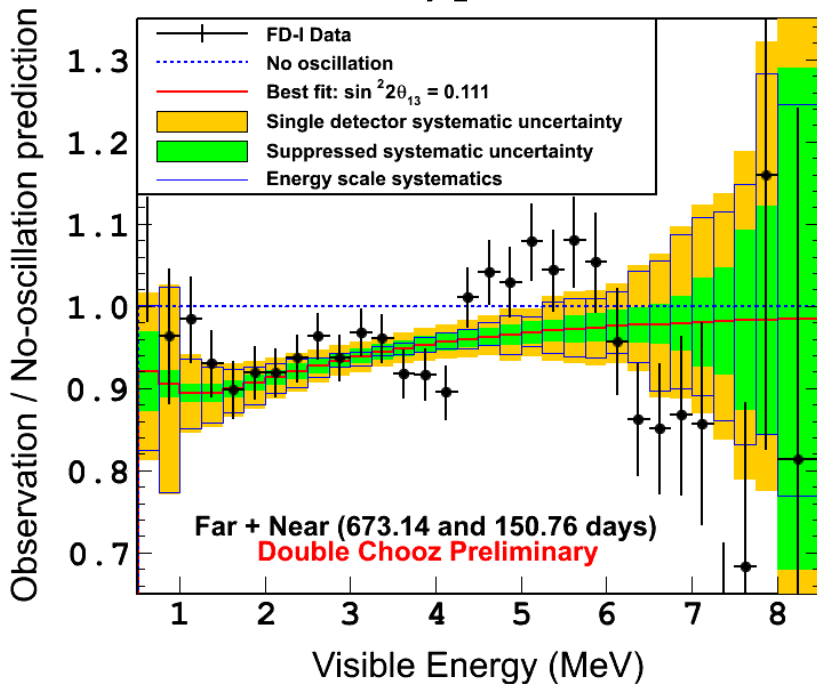
Fit results



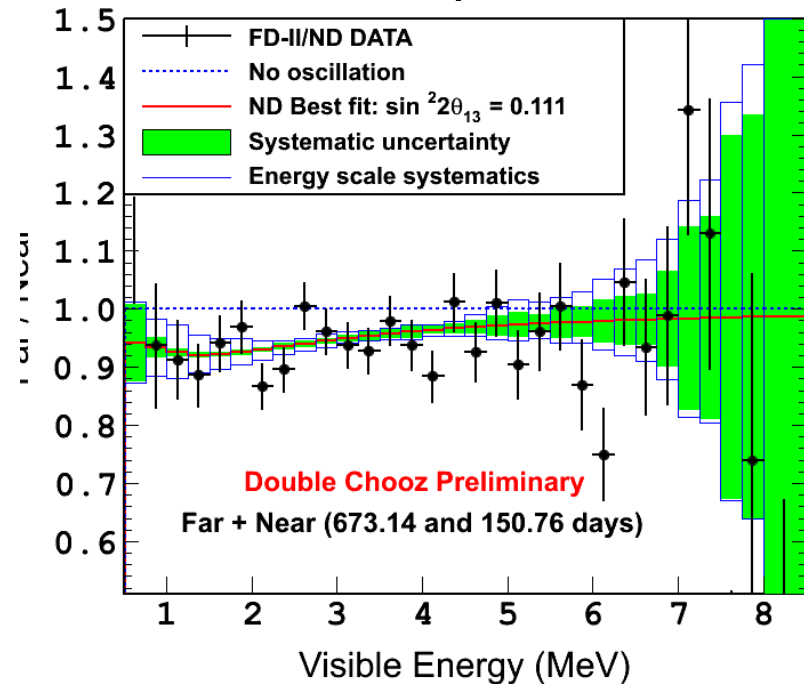
- Best-fit: **$\sin^2 2\theta_{13} = 0.111 \pm 0.018$** (stat.+syst.) ($\chi^2/\text{dof} = 128.8/120$)
 - **Non-zero θ_{13} observation at 5.8σ C.L.** Double Chooz Preliminary
 - Cosmogenic ${}^9\text{Li}$ BG: $0.75 \pm 0.14 \text{ d}^{-1}$ (FD), $4.89 \pm 0.78 \text{ d}^{-1}$ (ND)
 - Fast-n+stop- μ BG: $0.535 \pm 0.035 \text{ d}^{-1}$ (FD), $3.53 \pm 0.16 \text{ d}^{-1}$ (ND)
 - Energy non-linearity: consistent across data sets and with calibration

FD / ND ratio

FD-I data/prediction



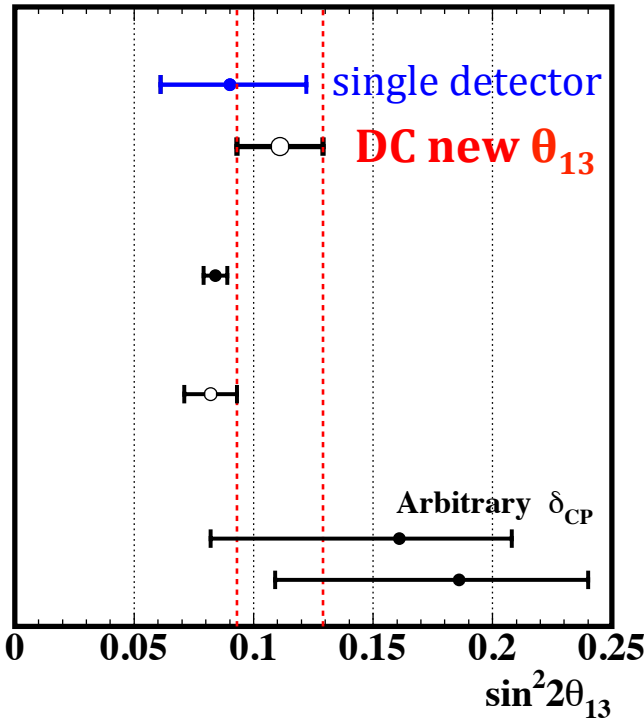
FD-II data/ ND data



- Systematic uncertainties suppressed in FD-ND relative comparison
- Currently energy uncertainties are assumed to be uncorrelated across detectors (conservative approach)
⇒ strong correlation expected with the same scintillator and electronics

Double Chooz θ_{13} in the world

World θ_{13} comparison



Double Chooz
JHEP 1410, 086 (2014)

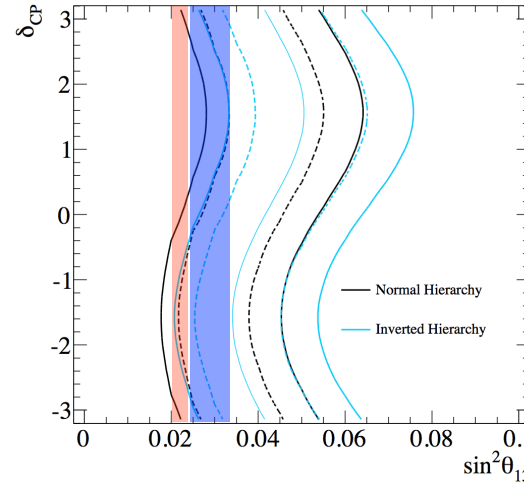
Preliminary (Moriond)

Daya Bay
PRL 115, 111802 (2015)

RENO
Preliminary (arXiv:1511.05849)

T2K
PRD 91, 072010 (2015)

● published
○ preliminary



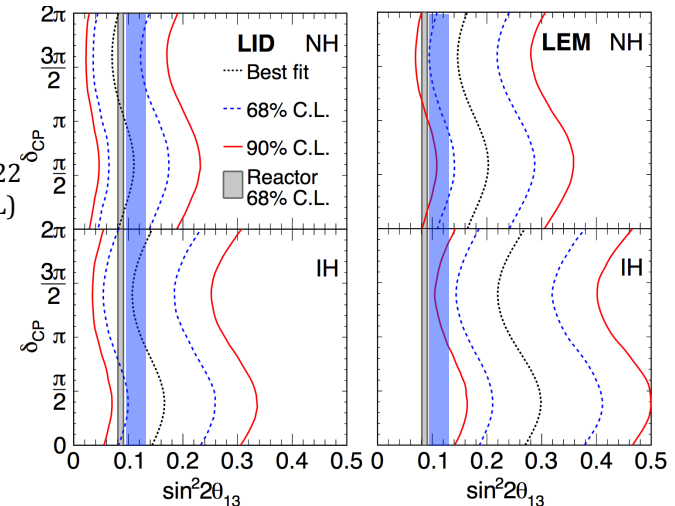
Reactor
vs. T2K

PRD91 072010 (2015)

Double Chooz 1σ
Daya Bay 1σ

Reactor
vs. NOvA

arXivL1601.05522
(accepted by PRL)



- DC θ_{13} is higher than other reactor θ_{13} by $\sim 30\%$ (1.4σ wrt Daya Bay)
- Long baseline (T2K, NOvA) weakly favors higher θ_{13} than reactor average
- Reactor θ_{13} is key parameter to solve CP-violation and mass hierarchy

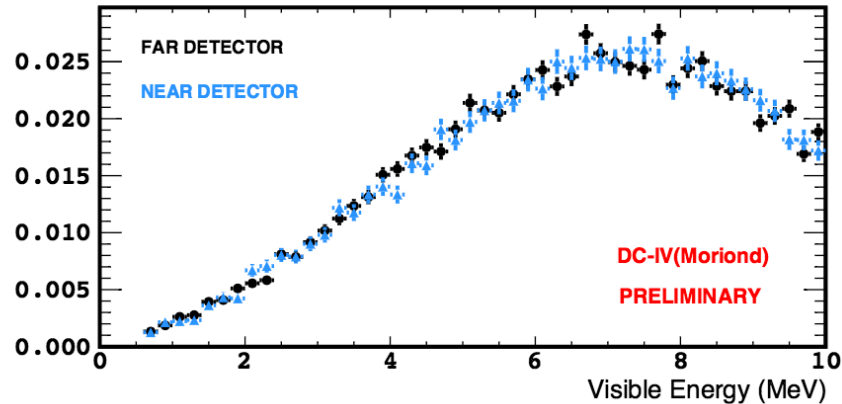
Summary

- Double Chooz collaboration reported first θ_{13} measurement with two detectors (FD-I: 460.93 days + FD-II: 212.21days + ND:150.76days)
 - **$\sin^2 2\theta_{13} = 0.111 \pm 0.018$** (stat.+syst.)
 - Reactor flux uncertainty is strongly suppressed to $< 0.1\%$ thanks to nearly iso-flux condition
 - Other systematic uncertainties are suppressed well below 1% (after analysis improvements made in single detector phase)
- Reactor θ_{13} is a key for current and future neutrino projects aim to solve still unknown CP-violation and mass hierarchy
 \Rightarrow Validation by multiple-experiments is essential
- Precision is currently limited by statistics
 \Rightarrow **Further improvements expected from Double Chooz**

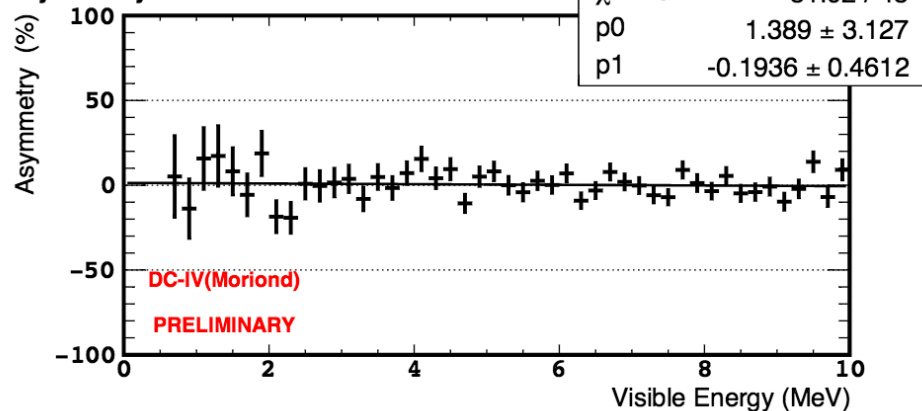
Backup

Prompt energy of ^{252}Cf data

^{252}Cf prompt @ center



Asymmetry FD-ND



- ^{252}Cf emits ~ 10 γ with 1MeV in average.
- Comparison of FD and ND data with ^{252}Cf at the center of detector