

NEDA (NEutron Detector Array)

J.J. Valiente Dobon (LNL-INFN)
on behalf of the NEDA collaboration

Organization

Spokesperson: J.J. Valiente Dobon (LNL-INFN)

GANIL Liason: M. Tripon (GANIL)

Steering committee:

- B. Wadsworth (U. of York)
- N. Erduram (U. of Istanbul)
- L. Sttugge (IRES – Strasbodurg)
- J. Nyberg (U. of Uppsala)
- M. Palacz (U. of Warsaw)
- A. Gadea (IFIC - Valencia)

FP7-INFRASTRUCTURES-2007-1
SPIRAL2 PREPARATORY PHASE

FIRB
FUTURO IN RICERCA (MIUR)

Members of the collaboration:

U. of Ankara (Turkey), COPIN (Poland), CSIC-IFIC (Spain), Daresbury Laboratory (U.K.), GANIL (France), U. of Istanbul (Turkey), INFN (Italy), IRES (France), U. of Nidge (Turkey), U. of Uppsala (Sweedeen), U. of York (U.K.) and *Kolkata, India (under discussion)*

Working groups

- **Detector characteristics** (Physics interests of NEDA to define the detector specifications).
 - *Responsible: B. Wadsworth*
- **Geometry** (Make a full study of geometry to determine (materials) efficiency, reduce cross-talk, ... Comparison between different codes: Geant4, MCNP-X. Simulate effect of other ancillaries, neutron scattering.).
 - *Responsible: M. Palacz*
- **Study New Materials** (Exploring new materials, solid scintillators, deuterated liquid scintillators).
 - *Responsible: L. Stuttgé*
- **Digital Electronics** (Flash ADCs, GTS, EXOGAM2 electronics, ..)
 - *Responsible: A. Gadea*
- **PSA** (Pulse shapes analysis, PSA algorithms, ...).
 - *Responsible: J. Nyberg*
- **Synergies other detectors** (Detectors that can be considered in synergy with NEDA: EXOGAM2, GALILEO, PARIS, AGATA, FAZIA, GASPARD, DIAMANT, DESCANT, FARCOS, RIPEN, Neutron spectroscopy at DESIR, MONSTER, NEUTROMANIA, ...).
 - *Responsible: P. Bednarczyk*

Collaboration meetings

- Three collaboration meetings, where the physics, simulations and electronics have been discussed as well as the synergies with other detectors/projects such as: AGATA, GALILEO, EXOGAM2, PARIS, FARCOS, DESCANT, MONSTER, NEUTROMANIA, etc
 - Kick off meeting - Warsaw 5/10/2007
 - Collaboration meeting - Istanbul 18/6/2009
 - Collaboration meeting - Valencia 3/10/2010

Physics with NEDA

NEDA will address the physics of neutron-rich as well as neutron deficient nuclei, mainly in conjunction with gamma-ray detectors arrays like AGATA, GALILEO, EXOGAM2 and PARIS.

- **Nuclear Structure**

- Probe of the $T=0$ correlations in $N=Z$ nuclei: The structure beyond ^{92}Pd (Uppsala, LNL, GANIL, Stockholm, York)
- Coulomb Energy Differences in isobaric multiplets: $T=0$ versus $T=1$ states (Warsaw, LNL, GANIL, York)
- Coulomb Energy Differences and Nuclear Shapes (York, Padova, GANIL)
- Low-lying collective modes in proton rich nuclei (Valencia, Krakow, Istanbul, Milano, LNL)

- **Nuclear Astrophysics**


- Element abundances in the Inhomogeneous Big Bang Model (Weizmann, Soreq, GANIL)
- Isospin effects on the symmetry energy and stellar collapse (Naples, Debrecen, LNL, Florence)

- **Nuclear Reactions**

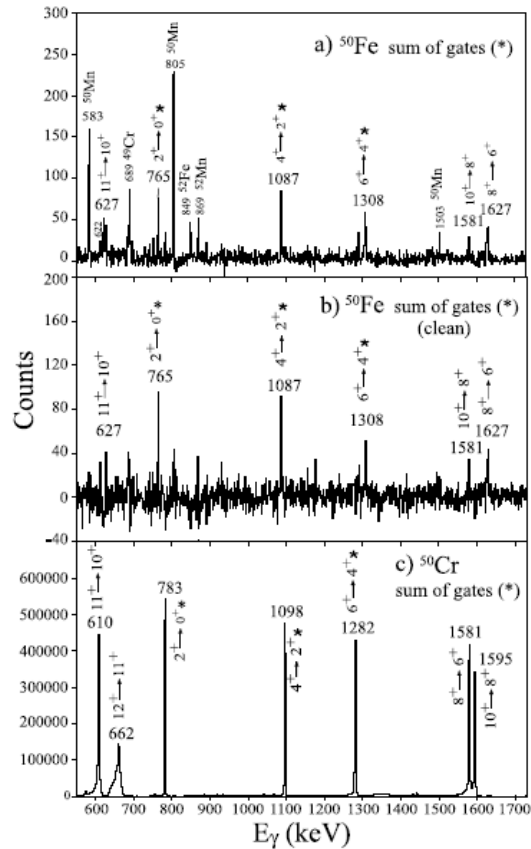
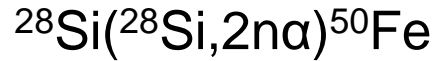
- Level densities of neutron-rich nuclei (Naples, LNL, Florence)
- Fission dynamics of neutron-rich intermediate fissility systems (Naples, Debrecen, LNL, GANIL)

Problem definition

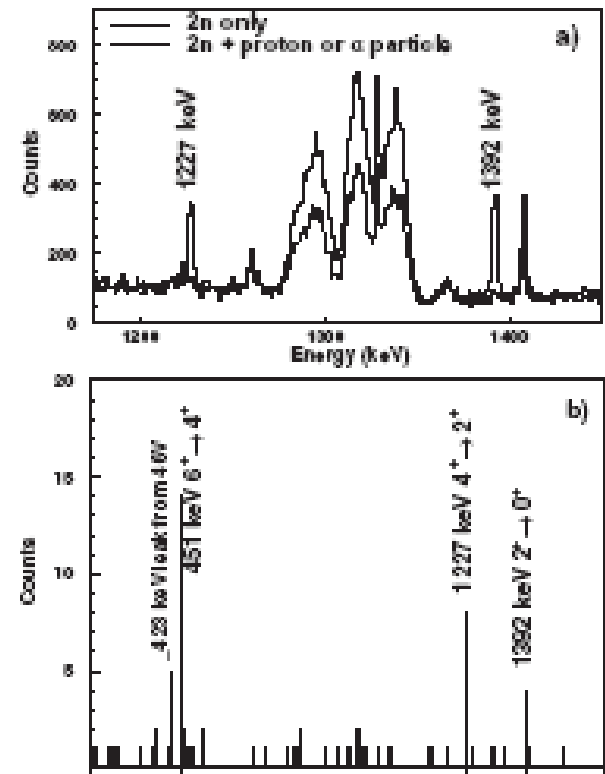
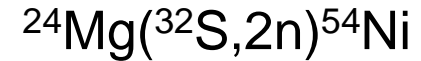
- NEDA: Neutron detector to be used coupled to AGATA/GALILEO/EXOAM2/PARIS
- Previous experience with the NWall (BC501) currently at GANIL
 - High efficiency 25% for one neutron.
 - Relatively good gamma/neutron discrimination.
 - Problems with cross talk.
 - Low efficiency for 2n (1-2%).
 - Analogic electronics.



Neutron Wall: N=Z-2



S. Lenzi et al., PRL87, 122501 (2001)




A. Gadea et al., PRL97, 152501 (2006)

Strategy of NEDA

- Optimization of the geometry: unitary cell size, spherical, planar, zig-zag, granularity, distance, versatile.
- FEE: GTS integrated in the motherboard and FADC in a mezzanine. Fully compatible with other gamma-ray arrays.
- Possible use of the deuterated scintillator BC537
 - Pulse height seems to be proportional to incident neutron energy (reported by DESCANT collaboration)
 - Provides another method of determining neutron energy beyond TOF
 - Can lead to a better discrimination of high multiplicity neutron events and scattered events.
- New solid scintillators → Lawrence Livermore National Laboratory

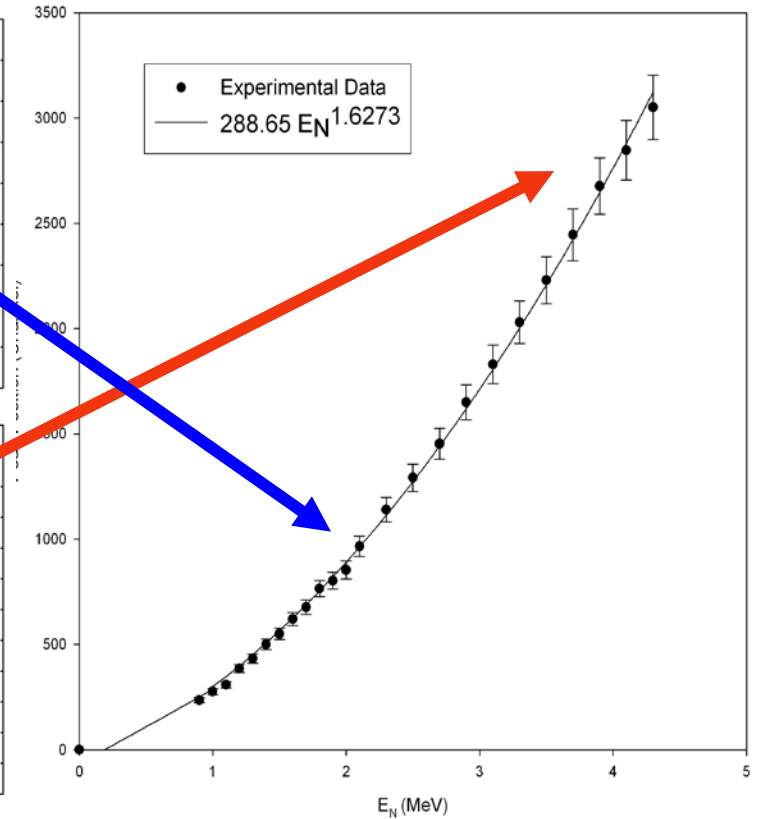
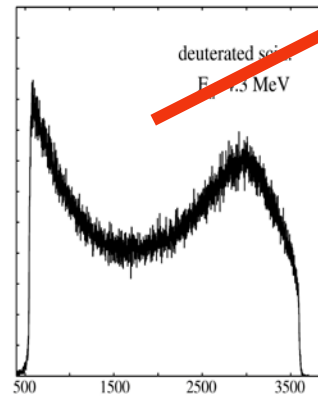
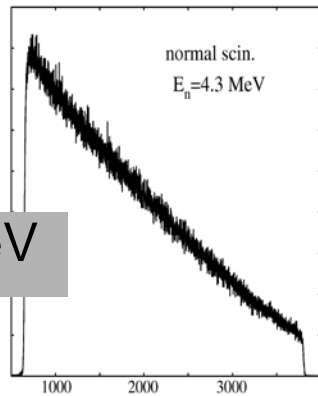
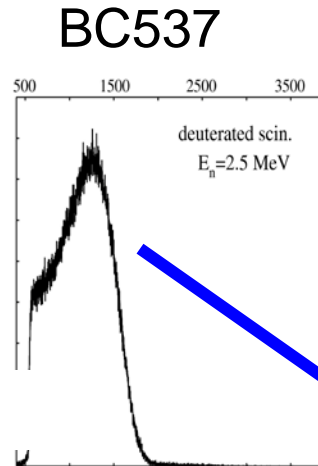
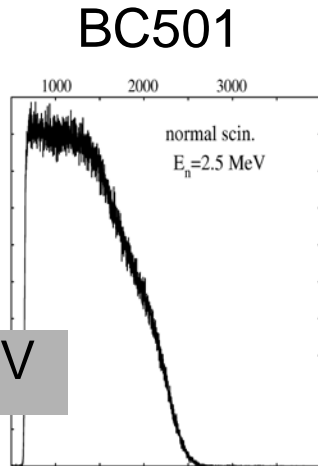
BC501 vs. BC537 response



DESCANT

$E_n = 2.5 \text{ MeV}$

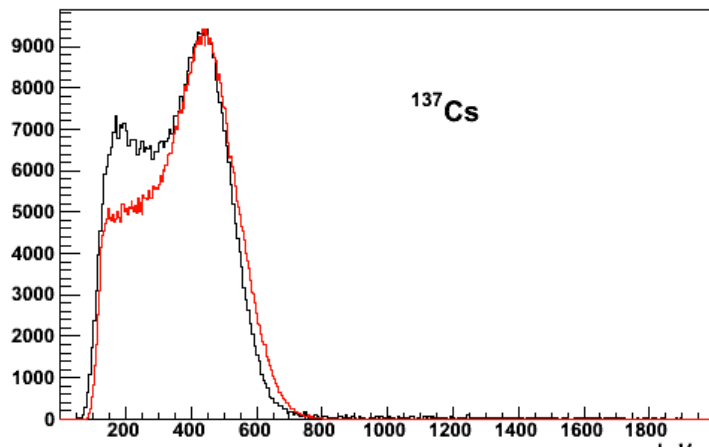
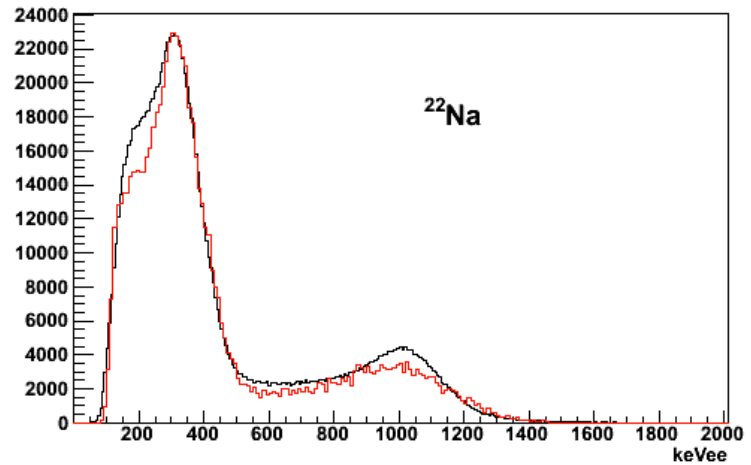
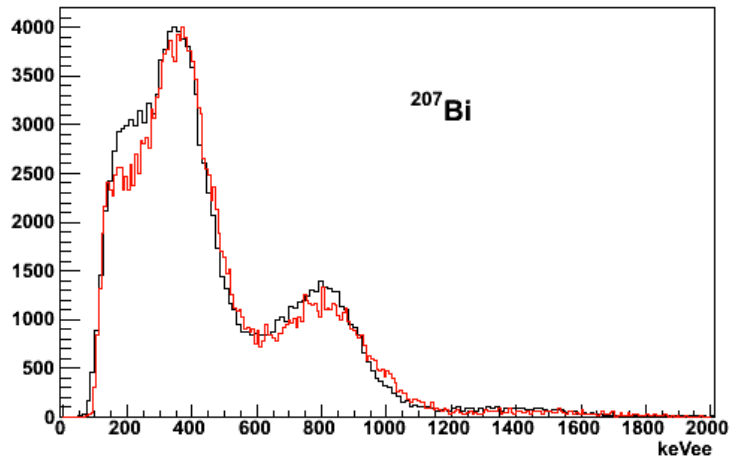
$E_n = 4.3 \text{ MeV}$




Courtesy of P. Garrett, University of Guelph.

Validation of the simulations

Large work has been performed to validate the GEANT4 simulations + light production

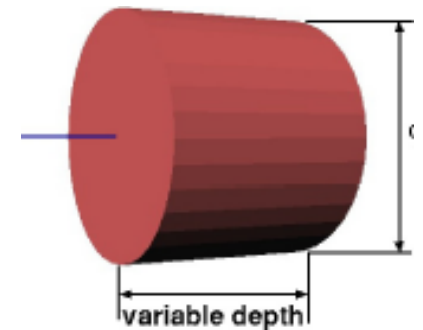
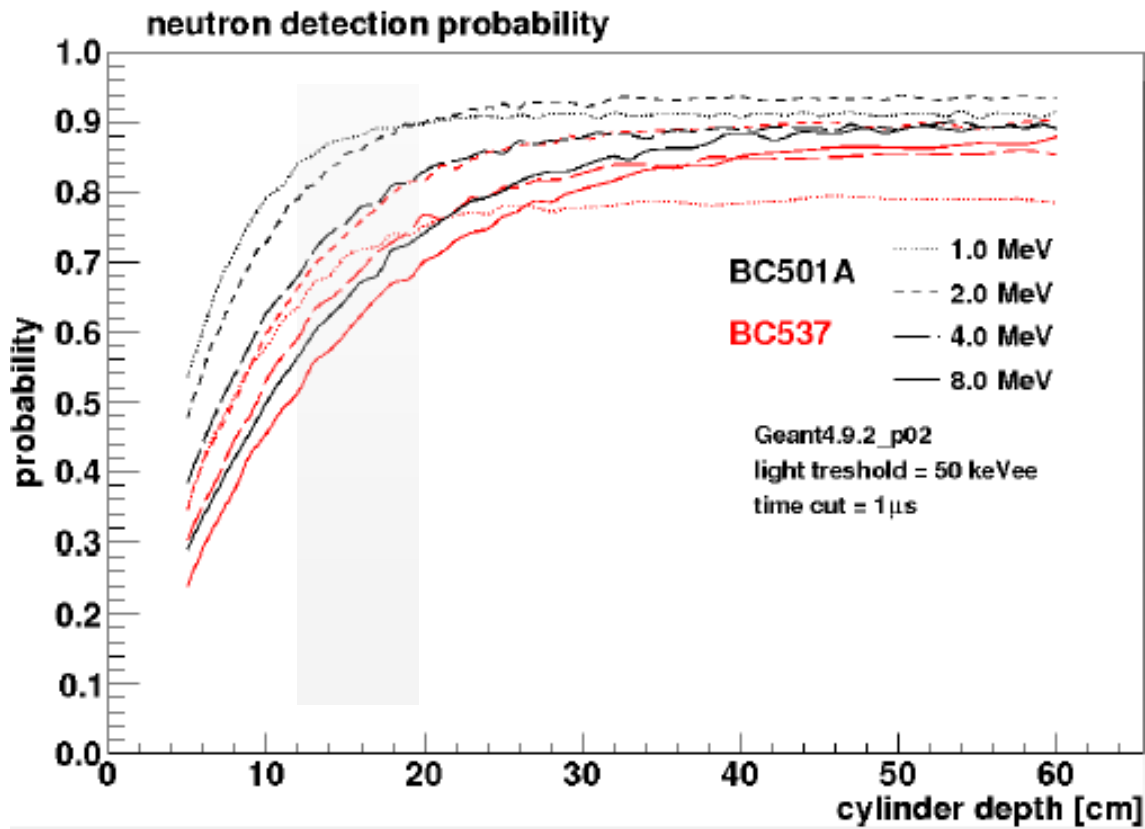


CAEN digitizer 250Mhz, 12bit



BC501A

Unitary cell dimensions

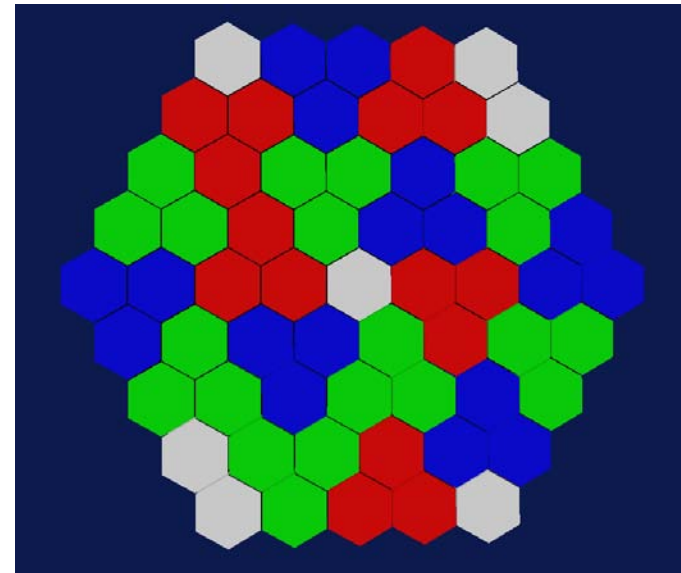



Definition of the unitary cell dimensions: depth=20cm, diameter=5''

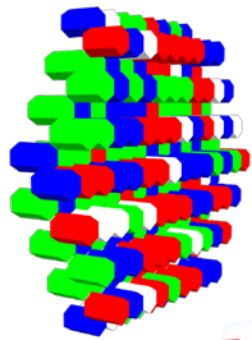
Geometries

There are two possible main geometries, either spherical or planar.

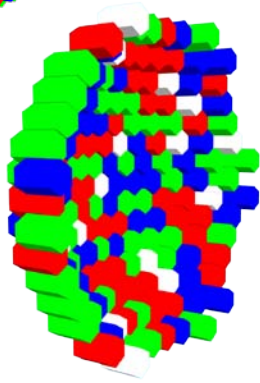
- The spherical geometry presents the full symmetry.
- The planar has some advantages, than the spherical does not present.
 - Flexibility – different arrangements of the detectors, e.g. zig-zag
 - Different focal positions (500cm, 1000cm, 2000cm)
 - Budget issues



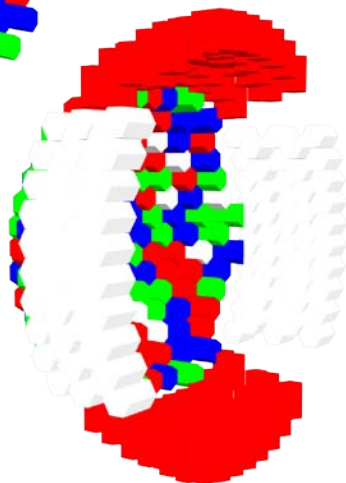
Different NEDA geometries



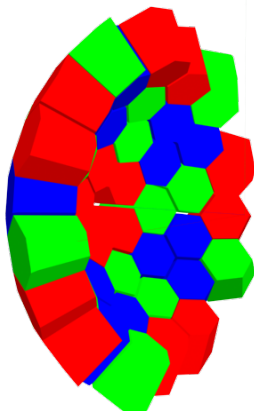
Zig-zag



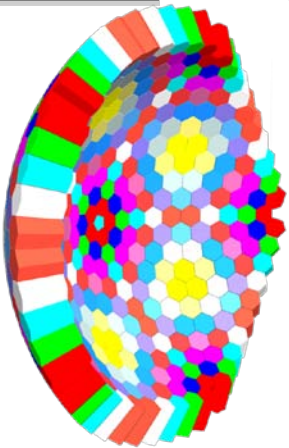
Staircase



Spherical



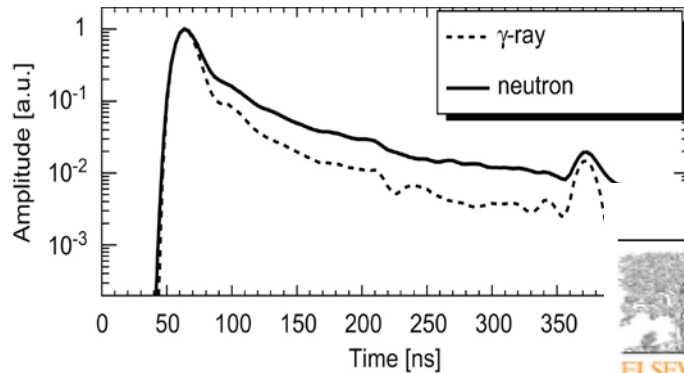
Spherical 1π



Spherical 2π



Discriminating neutron/gamma



Nuclear Instruments and Methods in Physics Research A 594 (2008) 79–89



Contents lists available at ScienceDirect

Nuclear Instruments and Methods in
Physics Research A

journal homepage: www.elsevier.com/locate/nima



Digital pulse-shape discrimination of fast neutrons and γ rays

P.-A. Söderström*, J. Nyberg, R. Wolters

Department of Physics and Astronomy, Uppsala University, SE-75121 Uppsala, Sweden

Nuclear Instruments and Methods in Physics Research A ■ (■■■) ■■-■■



Contents lists available at ScienceDirect

Nuclear Instruments and Methods in
Physics Research A

journal homepage: www.elsevier.com/locate/nima



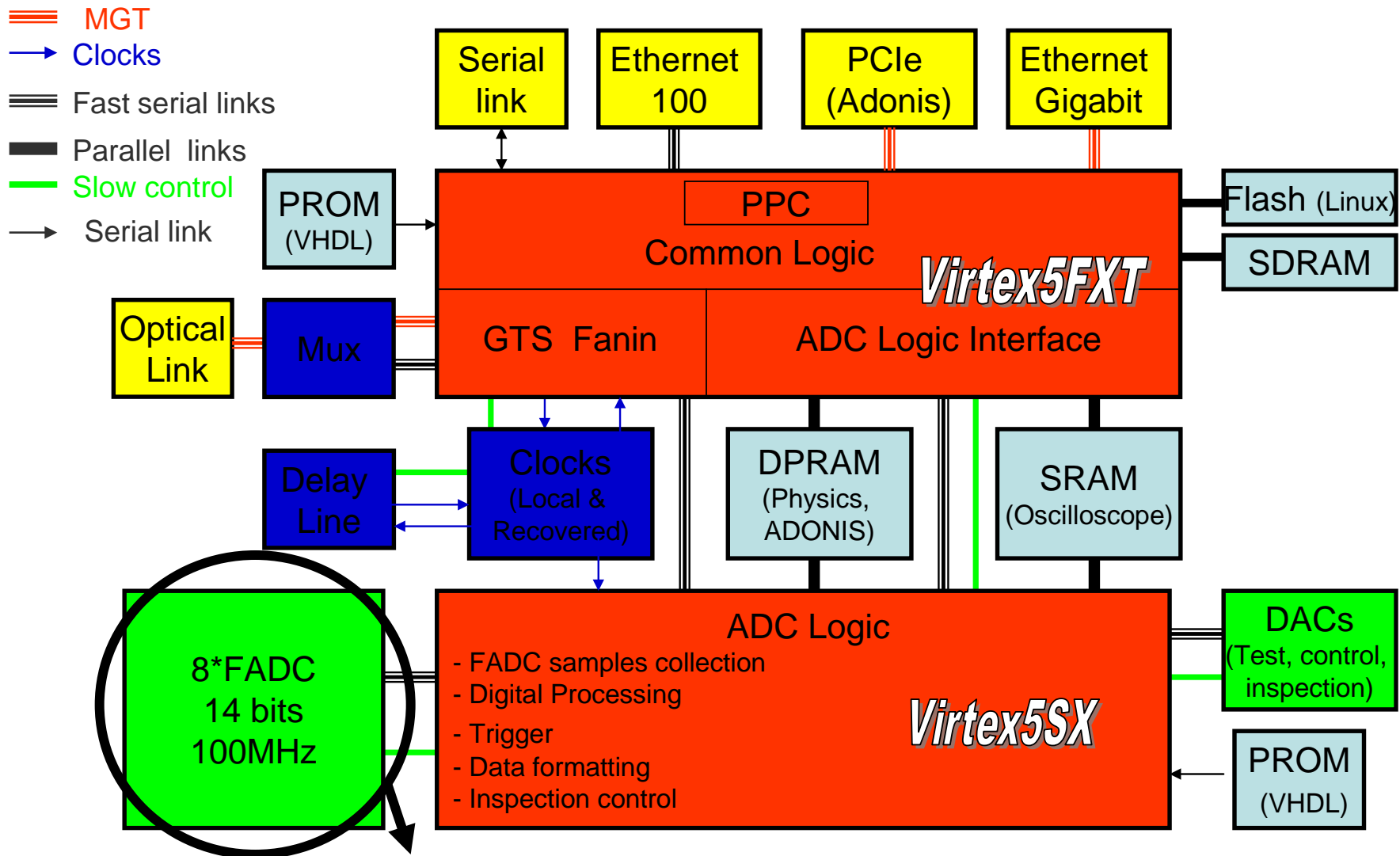
An artificial neural network based neutron–gamma discrimination and pile-up rejection framework for the BC-501 liquid scintillation detector

E. Ronchi*, P.-A. Söderström, J. Nyberg, E. Andersson Sundén, S. Conroy, G. Ericsson, C. Hellesen, M. Gatu Johnson, M. Weiszflog

Department of Physics and Astronomy, SE-75120 Uppsala, Sweden

Applying an artificial neural network can increase the quality even further

Digital electronics: EXOGAM2-NEDA




Basic difference EXOGAM2/NEDA is the ADC: 200-300 MHz 12-14bit

BC501A and BC537 detectors

Currently bought commercial detectors from Saint Gobain



- Two detectors 5"x5" BC537
- Two detectors 5"x5" BC501A



Characterization of the detectors.

Summary

- Currently bought BC537 and BC501A commercial detectors to test:
 - cross talk
 - light production
 - FADC – frequency and number of bits
 - PSA – neutron-gamma discrimination
- First contacts with Livermore – Start up collaboration solid scintillators?
- Test of SPMPlus from York in BC537 and BC501A
- Development of electronics in synergy with EXOGAM2
- Optimal geometry
- Steering Committee decision on the final geometry for NEDA
- Steering Committee decision on the liquid scintillator to be used
- Steering Committee phases of NEDA



Performance 1n efficiency

	Distance /radius	Granularity	Total Volume (L)	Cell Volume (L)	Solid Angle (π)	Material	Efficiency (1n)
Flat	1 m	169	507	3	0.6	BC501A	9.90 %
						BC537	6.89 %
Zigzag	1 m	169	507	3	0.6	BC501A	7.33 %
						BC537	5.82 %
Stairs 1π	1 m	163	489	3	1	BC501A	15.54 %
						BC537	12.05 %
Stairs 2π	1 m	355	1065	3	~2	BC501A	31 %
						BC537	24 %
Spherical N180	0.5 m	45	202.5	4.5	1	BC501A	15.57 %
						BC537	12.66 %
Spherical 1π	1 m	326	652	2	1	BC501A	19.25 %
						BC537	15.27 %
Spherical 2π	1 m	606	1212	2	2	BC501A	37 %
						BC537	29.35 %
NWall	0.51 m	50	150	~3	1	BC501A	15 %
						BC537	N/A

Neutron Wall

- Closely packed $\sim 1\pi$ neutron detector array of 50 liquid scintillator detectors (BC-501A)
- Neutron energy range: ~ 500 keV to ~ 10 MeV
- Built for the EUROBALL spectrometer 1995-97
- Owned by the European Gamma-Ray Spectroscopy Pool



- 50 detector elements, ~ 15 cm thick
- 150 liter liquid scintillator (BC-501A)
- Distance target to detector front face = 51 cm
- Neutron-gamma discrimination: analog ZCO technique

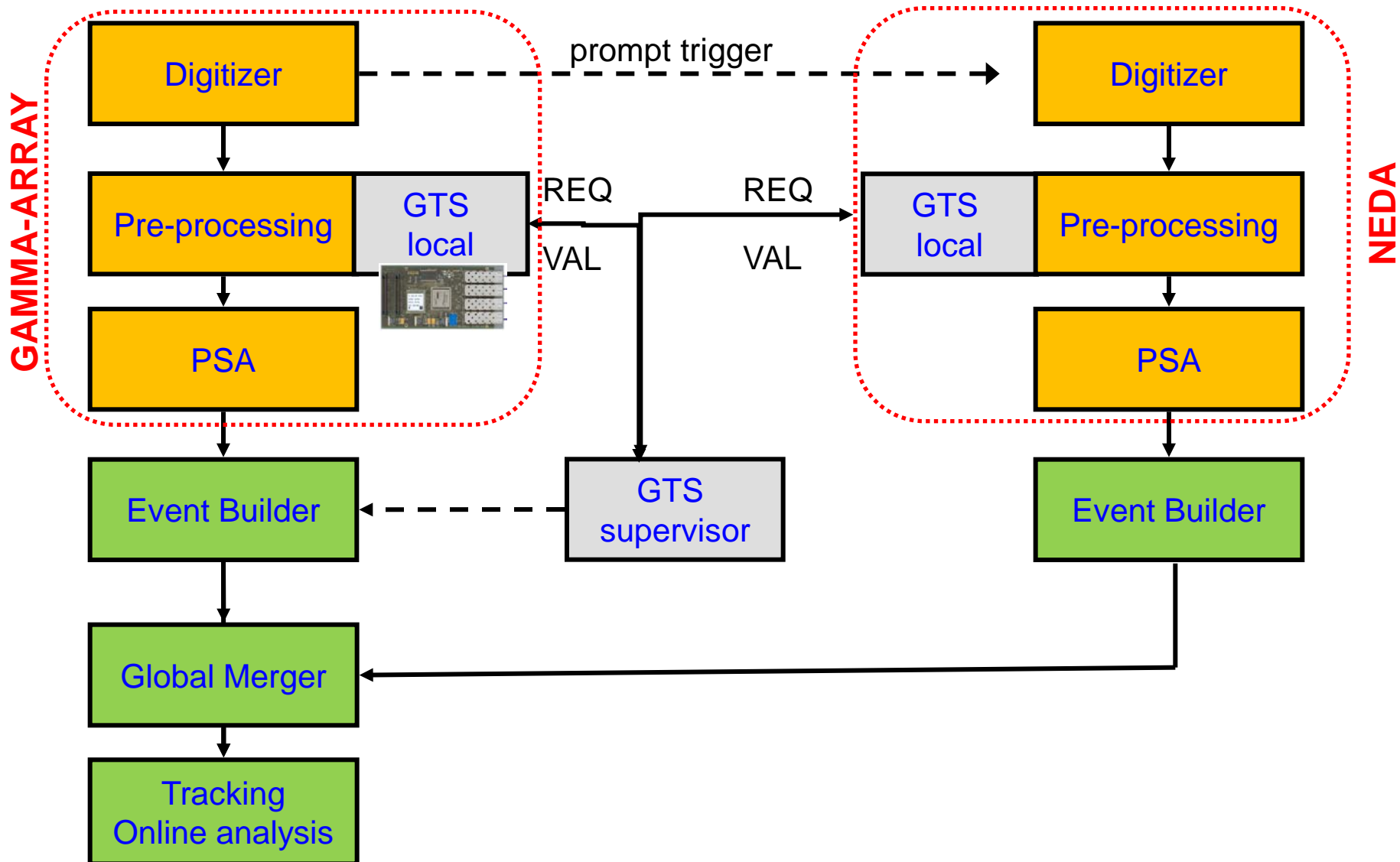
Neutron Wall

- Experiments performed at EUROBALL/LNL, EUROBALL/IReS, EXOGAM/GANIL
- Used together with charged particle detector arrays (EUCLIDES, DIAMANT,...)

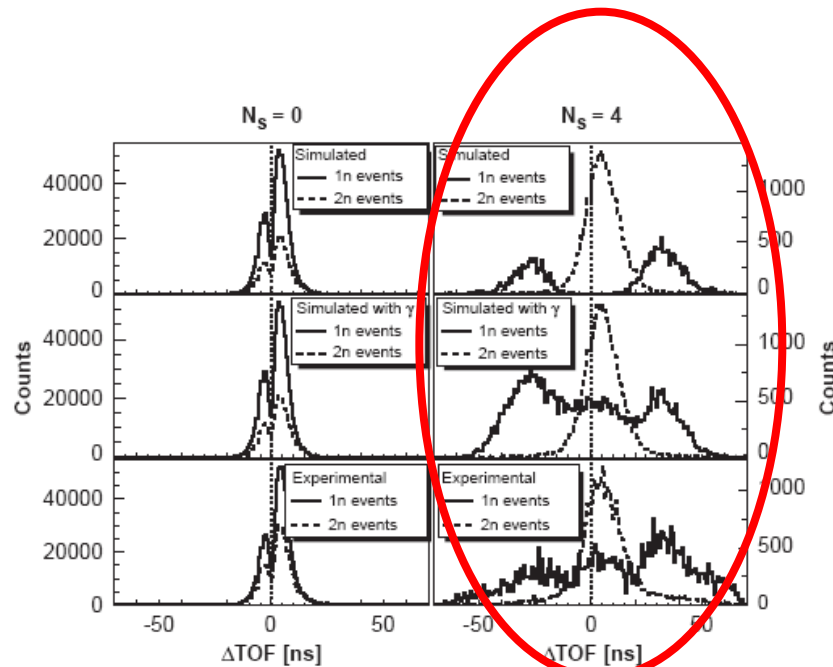


- GANIL homebase since 2005
- Four experimental campaigns at GANIL with EXOGAM and other detectors

NEDA coupled to AGATA/EXOGAM2



Cross talk – low 2n cross section



J. Ljungvall et al., NIMA528 471 (2004)

Possible to improve 2n efficiency using TOF among detectors

- High cross talk between neighboring detectors
- It is not possible to differentiate between 2n real events or just 1n scattered.
- Therefore neighbouring detectors are dismissed in the analysis and the efficiency decreases to 1-2%.

One aim of NEDA is to be able to distinguish between real 2n events and scattered neutrons → Increase of the 2n efficiency.

Phases of NEDA

The current development on new materials and readout systems for neutron detection makes necessary to build NEDA in four different phases:

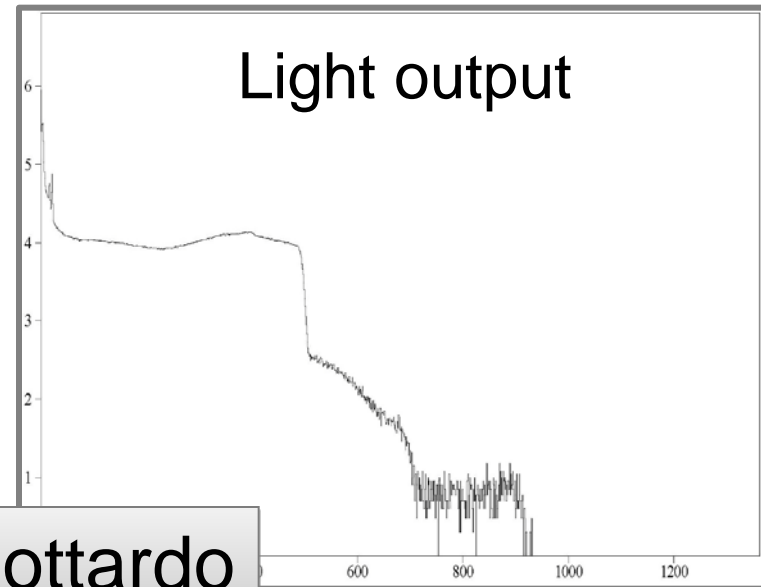
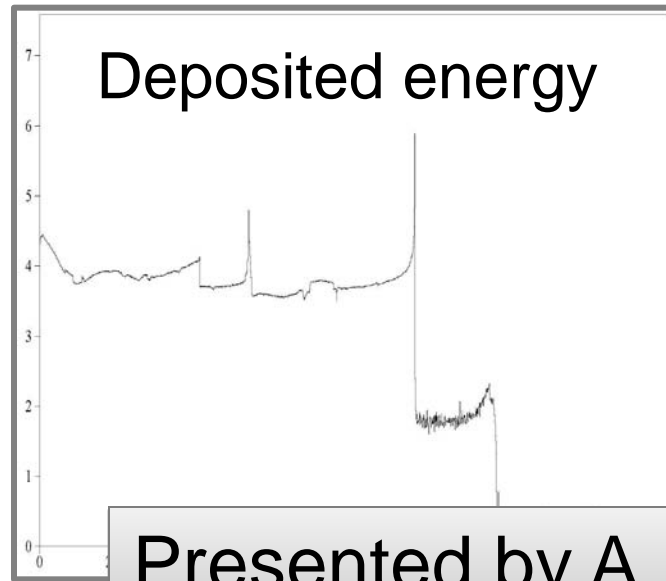
- Phase 0: Upgrade of Neutron Wall with digital electronics.
- Phase 1: R&D on new material and light readout systems for a highly segmented neutron detector array.
- Phase 3: Construction of a limited size Demonstrator
- Phase 4: Final construction of NEDA

With current technological status ...

- Three main options:
 - 200 detectors BC501A – PM readout – Digital electronics
 - Total cost: 600K€ (BC501A) + 200K€(Elec.) + 40K€ (mechanics) = 840 K€
 - 200 detectors BC536 – PM readout – Digital electronics
 - Total cost: 2000K€ (BC537) + 200K€(Elec.) + 40K€ (mechanics) = 2240 K€
 - Upgrade Neutron Wall - Phase 0 (Digital electronics)
 - Total cost (50 channels) = 40K€

Light output of liquid scintillator

- The light-output L is usually given in MeVee: the particle energy required to generate 1 MeVee of light is defined as 1 MeV for fast electrons
- L is generally less for heavier particles such as protons, deuterons, alphas, beryllium, carbon...
- Therefore, the light output L in a certain path dx is a function of the deposited energy E in dx : $L(E)$

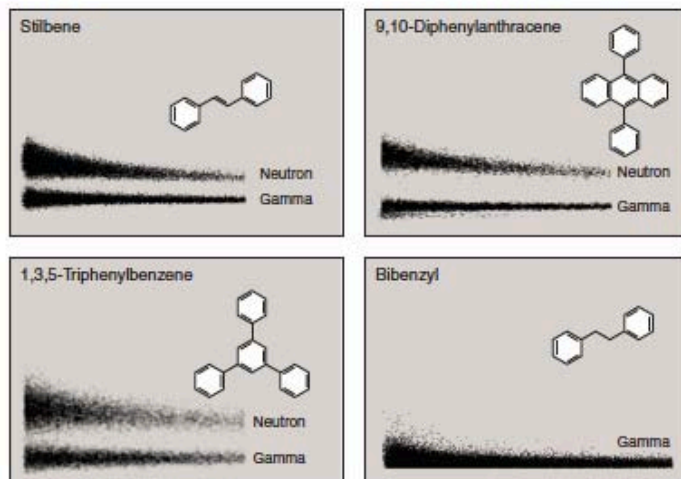


Presented by A. Gottardo

Solid scintillators for neutron detection



In the 1990s, Natalia Zaitseva developed a rapid-growth technique for producing very large crystals in record-shattering time. She now leads a team that grows organic crystals for use in fast-neutron detectors.



Neutron detection with single crystal organic scintillators

Natalia P. Zaitseva*, Jason Newby, Sebastien Hamel, Leslie Carman, Michelle Faust, Vincenzo Lordi, Nerine J. Cherepy, Wolfgang Stoeffl, and Stephen A. Payne

Lawrence Livermore National Laboratory, Livermore, CA

ABSTRACT

Detection of high-energy neutrons in the presence of gamma radiation background utilizes pulse-shape discrimination (PSD) phenomena in organics studied previously only with limited number of materials, mostly liquid scintillators and single crystal stilbene. The current paper presents the results obtained with broader varieties of luminescent organic single crystals. The studies involve experimental tools of crystal growth and material characterization in combination with the advanced computer modeling, with the final goal of better understanding the relevance between the nature of the organic materials and their PSD properties. Special consideration is given to the factors that may diminish or even completely obscure the PSD properties in scintillating crystals. Among such factors are molecular and crystallographic structures that determine exchange coupling and exciton mobility in organic materials and the impurity effect discussed on the examples of trans-stilbene, bibenzyl, 9,10-diphenylanthracene and diphenylacetylene.

